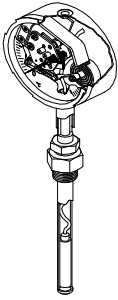
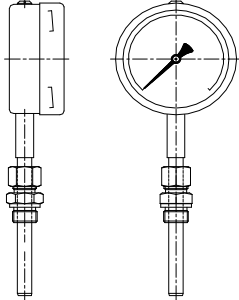


# DIESEL EXHAUST DIAL THERMOMETERS

TYPE	DRAWING	DIMENSIONS mm																													
<p style="font-size: 2em; font-weight: bold;">A</p> <p>TXRxxxLA- DIESEL</p>		<table border="1" style="margin-left: auto; margin-right: auto;"> <thead> <tr style="background-color: #e0f2f1;"> <th rowspan="2">DIM.</th> <th colspan="5">CASE DIAMETER</th> </tr> <tr style="background-color: #e0f2f1;"> <th>63</th> <th>80</th> <th>100</th> <th>160</th> <th>250</th> </tr> </thead> <tbody> <tr style="background-color: #e0f2f1;"> <td>A</td> <td>65</td> <td>83</td> <td>101</td> <td>161</td> <td>252</td> </tr> <tr style="background-color: #e0f2f1;"> <td>B</td> <td>38</td> <td>37</td> <td>45</td> <td>45</td> <td>55</td> </tr> <tr style="background-color: #e0f2f1;"> <td>C</td> <td>13</td> <td>13</td> <td>13</td> <td>13</td> <td>13</td> </tr> </tbody> </table>	DIM.	CASE DIAMETER					63	80	100	160	250	A	65	83	101	161	252	B	38	37	45	45	55	C	13	13	13	13	13
DIM.	CASE DIAMETER																														
	63	80	100	160	250																										
A	65	83	101	161	252																										
B	38	37	45	45	55																										
C	13	13	13	13	13																										
<p style="font-size: 2em; font-weight: bold;">E</p> <p>TXRxxxLE- DIESEL</p>		<table border="1" style="margin-left: auto; margin-right: auto;"> <thead> <tr style="background-color: #e0f2f1;"> <th rowspan="2">DIM.</th> <th colspan="5">CASE DIAMETER</th> </tr> <tr style="background-color: #e0f2f1;"> <th>63</th> <th>80</th> <th>100</th> <th>160</th> <th>250</th> </tr> </thead> <tbody> <tr style="background-color: #e0f2f1;"> <td>A</td> <td>65</td> <td>83</td> <td>101</td> <td>161</td> <td>252</td> </tr> <tr style="background-color: #e0f2f1;"> <td>B</td> <td>38</td> <td>37</td> <td>45</td> <td>45</td> <td>55</td> </tr> </tbody> </table>	DIM.	CASE DIAMETER					63	80	100	160	250	A	65	83	101	161	252	B	38	37	45	45	55						
DIM.	CASE DIAMETER																														
	63	80	100	160	250																										
A	65	83	101	161	252																										
B	38	37	45	45	55																										
<p style="font-size: 2em; font-weight: bold;">+AVS</p> <p>TXRxxxLA- DIESEL+AVS</p>		<table border="1" style="margin-left: auto; margin-right: auto;"> <thead> <tr style="background-color: #e0f2f1;"> <th rowspan="2">DIM.</th> <th colspan="5">CASE DIAMETER</th> </tr> <tr style="background-color: #e0f2f1;"> <th>63</th> <th>80</th> <th>100</th> <th>160</th> <th>250</th> </tr> </thead> <tbody> <tr style="background-color: #e0f2f1;"> <td>A</td> <td>65</td> <td>83</td> <td>101</td> <td>161</td> <td>252</td> </tr> <tr style="background-color: #e0f2f1;"> <td>B</td> <td>38</td> <td>37</td> <td>45</td> <td>45</td> <td>55</td> </tr> <tr style="background-color: #e0f2f1;"> <td>C</td> <td>13</td> <td>13</td> <td>13</td> <td>13</td> <td>13</td> </tr> </tbody> </table>	DIM.	CASE DIAMETER					63	80	100	160	250	A	65	83	101	161	252	B	38	37	45	45	55	C	13	13	13	13	13
DIM.	CASE DIAMETER																														
	63	80	100	160	250																										
A	65	83	101	161	252																										
B	38	37	45	45	55																										
C	13	13	13	13	13																										

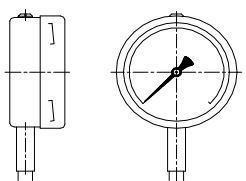
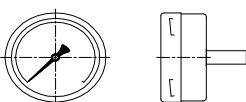
# DIESEL EXHAUST DIAL THERMOMETERS

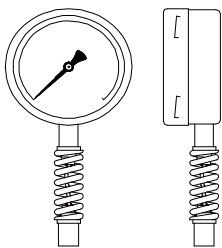
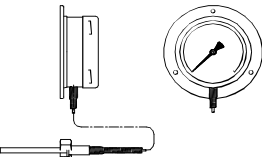
 <p><b>3-D view SECUTHERM® DIESEL</b></p>	<p style="text-align: center; background-color: #008080; color: white; margin: 0;"><b>GENERAL INFORMATION</b></p> <p><b>DIAL THERMOMETERS SPECIAL DESIGNED FOR:</b></p> <ul style="list-style-type: none"> <li>- Diesel engines; for monitoring: exhaust gas, cooling water, oil, air-inlet temperatures</li> <li>- Compressors,</li> <li>- Turbochargers,</li> <li>- other machines subjected to severe vibrations</li> <li>- max. temperature 800°C</li> </ul>	 <p><b>SECUTHERM® DIESEL THERMOMETER</b></p>
--	--	---

## Type TXR-DIESEL, with stainless steel case according to EN 13190

**STANDARD MODEL:**

<p><b>CASE</b> : bayonet lock, AISI304/1.4301, IP-67 silicone oil filled</p> <p><b>STEM AND BULB</b> : Ø12 mm, AISI321/1.4541, see page 16</p> <p><b>WINDOW</b> : mineral glass 4 mm</p> <p><b>DIAL</b> : aluminium, black figures on white</p> <p><b>POINTER</b> : aluminium, black</p> <p><b>CONNECTION</b> : AISI304/1.4301, see page 16 - 17</p>	<p><b>RANGES</b> : 0+600, 0+650, +50/+650°C, see page 27</p> <p><b>ADJUSTMENT</b> : +/- 6% F.S. with adjustment screw</p> <p><b>OVERLOAD</b> : up to 30% F.S. (but max. 800°C)</p> <p><b>ACCURACY</b> : ±1% F.S. / class 1</p> <p><b>MOVEMENT</b> : brass</p> <p><b>OPTIONS</b> : see page below + page 30</p>
--	--

TYPE	MODEL	CASE DIAMETER (Ø in mm)	
		80	100
<b>A</b>		TXR080LA-DIESEL	TXR100LA-DIESEL
<b>E</b>		TXR080LE-DIESEL	TXR100LE-DIESEL

OPTION	EXAMPLE:	CASE DIAMETER (Ø in mm)	
		80	100
<b>+AVS</b>		TXR080Lx-DIESEL+AVS	TXR100Lx-DIESEL+AVS
<b>CAPILLARY</b>		SEE PAGE 19	SEE PAGE 19

## BULB LENGTH AND DIAMETER FOR TYPE TXR-DIESEL

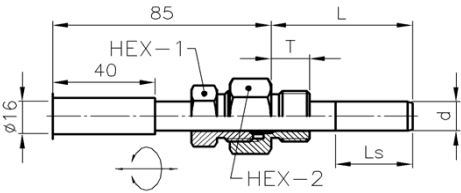
TYPE	STANDARD MODEL	bulb and stem L=150 mm x Ø d AISI321/1.4541	EXTRA COSTS per 50 mm extra
<b>A</b> plain stem		10 and 12	
		13 and 14	
		16 and 18	

## CONNECTIONS FOR TYPE TXR-DIESEL

TYPE	MODEL	DIMENSIONS					EXTRA COSTS
		connection	HEX-1	HEX-2	T	d max	
<b>B</b> coupling nut (standard model)		1/2"BSP	27	-	9	Ø 15	
		3/4"BSP	32	-	9	Ø 20	
		1"BSP	41	-	13	Ø 20	
		M18x1.5	27	-	8	Ø 12	
		M20x1.5	27	-	9	Ø 14	
		M24x1.5	32	-	9	Ø 18	
<b>BL</b> coupling nut (long model)		1/2"BSP	27	-	14	Ø15	
		3/4"BSP	32	-	16	Ø 20	
		1"BSP	41	-	18	Ø 20	
<b>B 01</b> coupling nut + double nipple	<p>THREAD BETWEEN HEX-1 AND HEX-2: 1/2"BSP</p>	1/2"BSP	27	22	14	Ø15	
		3/4"BSP	27	27	16	Ø 20	
		1"BSP	27	36	18	Ø 20	
		1/2"NPT	27	22	20	Ø 15	
		3/4"NPT	27	27	20	Ø 20	
		1"NPT	27	36	25	Ø 20	
		M18x1.5	27	22	12	Ø 12	
		M20x1.5	27	22	14	Ø 14	
		M24x1.5	27	27	14	Ø 18	

All other connections, if technically possible, EUR 75,00 for quantities of < 10 pieces per connection, larger quantities on request

## CONNECTIONS FOR TYPE TXR-DIESEL

TYPE	MODEL	DIMENSIONS				EXTRA COSTS	
		connection	HEX-1	HEX-2	T		d max
<b>CS 3</b> adjustable connection, sliding on stem AISI304/1.4301	 <p style="text-align: center;">THREAD BETWEEN HEX-1 and HEX-2: 1/2"BSP</p>	1/2"BSP	22	27	14	Ø 15	
		3/4"BSP	22	32	16	Ø 20	
		1"BSP	22	36	18	Ø 20	
		1/2"NPT	22	27	20	Ø 15	
		3/4"NPT	22	32	20	Ø 20	
		1"NPT	22	36	25	Ø 20	
		M18x1.5	22	27	12	Ø12	
		M20x1.5	22	27	14	Ø 14	
		M24x1.5	22	27	14	Ø 18	
		<b>FOR CONNECTION TYPE CS3</b>	1/2"BSP female				
3/4"BSP female							
1"BSP female							

**NOTE: FOR POCKETS AND THERMOWELLS; SEE PAGE 44 - 47**

*All other connections, if technically possible, EUR 75,00 for quantities of < 10 pieces per connection, larger quantities on request*