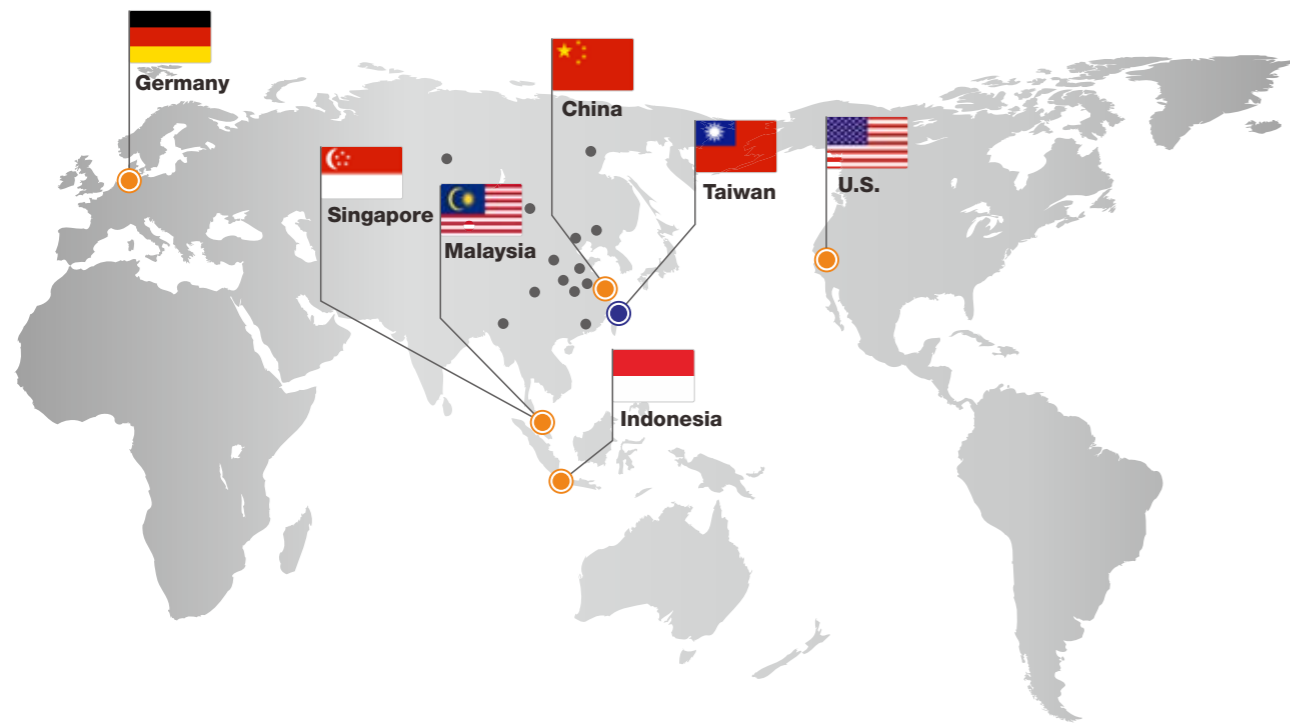


Global Network



PRODUCTS GUIDE



Head Quarte

● **Taiwan**
FineTek Co., Ltd. - Taipei Head Quarter
 No.16, Tzuchiang St., Tucheng Industrial Park
 New Taipei City 236, Taiwan
 TEL: 886-2-2269-6789
 FAX: 886-2-2268-6682
 EMAIL: info@fine-tek.com

North America

● **California, U.S.**
Aplus Finetek Sensor Inc. - US Office
 355 S. Lemon Ave, Suite D, Walnut,
 CA 91789
 TEL: 1 909 598 2488
 FAX: 1 909 598 3188
 EMAIL: info@aplusfine.com

Europe

● **Germany**
FineTek GmbH - Germany Office
 Bei den Kämpen 26
 21220 Seevetal-Ramelsloh, Germany
 TEL: +49-(0)4185-8083-12
 FAX: +49-(0)4185-8083-80
 EMAIL: info@fine-tek.de

Asia

● **China**
Fine automation Co., Ltd. - Shanghai Factory
 No.451 DuHui Rd, MinHang District, Shanghai,
 China 201109
 TEL: 86-21-6490-7260
 EMAIL: info.sh@fine-tek.com

● **Singapore**
FineTek Pte Ltd. - Singapore Office
 37 Kaki Bukit Place, Level 4 Singapore 416215
 TEL: 65-6452-6340
 EMAIL: info.sg@fine-tek.com

● **Indonesia**
FineTek Co., Ltd. - Indonesia Office
 Ruko Golden 8 Blok H No.38
 Gading Serpong, Tangerang, Indonesia
 TEL: 62 (021)-2923-1688
 EMAIL: info.id@fine-tek.com

● **Malaysia**
FineTek Co., Ltd. - Malaysia Office
 8-05, Plaza Azalea, Persiaran Bandaraya,
 Seksyen 14, 40000 Shah Alam, Selangor, Malaysia
 TEL: 603-5524-7168
 EMAIL: info.my@fine-tek.com



Distributor:



www.fine-tek.com





About FineTek

Established in 1978 by Mr Wu Ting Kuo, FineTek business model is based on providing complete customized solutions for a wide range of industrial automation process applications – in liquid level, flow, pressure and temperature. The company is constantly developing and innovating, and at the same time enforcing its core vision - “to provide solutions that exceed customers' expectations.” In 1999, the company successfully expanded its operations both locally and internationally, achieving global success and recognition for quality products and services.

From 1999 to 2013, the company successfully grew and transformed with its operations expanding not just from within Taiwan, but globally with the setup of factories and branches in China and regional offices in the United States and Singapore. This development laid down the foundation for international business of FineTek Group. With emphasis placed on customer satisfaction, innovation, product development and overall business transformation, the company continued to innovate and expand with each passing year. In 2013, the factory in Yilan was upgraded and enhanced not only with increased capacity for manufacturing flow meters, but also with the additional of smart automation in the production process. Thus, FineTek successfully achieved global recognition, obtaining the leading position as Asia's top process automation sensor manufacturer.

From 2014 to 2018, Finetek achieved stable growth, continuously reviewing its five-year strategic plan to attain its goals. In 2014, the company successfully became publicly listed with its first IPO, then went on to merge with Mutec Germany in 2015. In 2016, subsidiary offices were established in Indonesia and Malaysia. In 2017, plans were put in place to build a production plant in Indonesia. In 2018, a group of FineTek R&D experts from various global offices were put together to not only develop high-end technological processes, but also incorporate Industrial 4.0, WIFI, 4G, NBIOT and other wireless transmission connection functions to our products to meet customers' need for the latest technology applications. These were implemented successfully, and FineTek products can be used in many different industries such as food & beverage, water, energy, pharmaceutical etc. In the past 5 years, the company has undergone tremendous growth and development – flourishing internationally and providing customers worldwide with the best customized solutions for process automation.

The company's management recognizes that it is important to not just be satisfied with its current level of success, but to continuously seek improvement. Change, customer satisfaction and profit-sharing are the main principles driving our employees in developing technology that result in new, improved and ecological products to sustain our environment for all people. FineTek will continue to strive to be the leading brand in the Process Automation market. Our goal - “To ignite the sensor industry, revolutionizing the world.”

Philosophy

Innovation

1. Innovation is our mission. In today's business world where new technology is infiltrating every field and industry, only by insisting on the pursuance of change and excellence can we ensure that our company maintains its position of sustainable growth.
2. Our goal is the entire global market, establishing process automation sensor integration systems which are able to cross over industry boundaries. Although our strongest competitors are firms from foreign countries, we nonetheless continue to operate as a world-class business by focusing on international operations.
3. We continue to undertake long-term strategic planning, providing clarity, direction and focus to our organization. This is crucial in achieving stability and sustainable profit & success. Every year, a review of the company's next 5 years plan is done to ensure that the business' operations aligns with the organization's goals and mission.

Customer Satisfaction (Quality)

1. We treat our customers as long-term partners, never as a competitor. With our dedicated support and cooperation, customers, too, grow together with us. This is the key to our success and the key to the company's continued growth in the future.
2. We regard our customers problems as our own, their needs as our opportunity. Our staff are taught to anticipate the clients' wants, and are trained to come up with solutions to problems that have not even been voiced yet. When serving our clients, we adopt a deliberate, customized and perceptive customer strategy that focuses on providing value, quality and satisfaction.
3. Customer satisfaction is the difference between surviving and thriving. It is the key in creating long-term relationships with our customers. Hence, we have made it the responsibility of every employee to pursue and maintain the goal of “Customer Total Satisfaction” .

Profit Sharing

1. Employees, shareholders and interns are all important assets of the company. They are the key to success in every organization, and a contented and motivated employee/shareholder has a higher probability of making significant contributions to the company. Profits are shared among all, as we believe in the mantra “Take care of your employees, who will in turn take care of your business” .
2. The company's growth is also due to the contributions from both social and industrial environments. We are grateful to be able to give back to society through various channels and programs, and shall continue to expand our corporate philanthropy. Our business also adopts ecologically green practices, reducing harm against the environment We strive to be a socially responsible corporation.
3. The company adheres to its commitment to customers, suppliers, employees, shareholders and the general public. All of these stakeholders are important to the success of the company, and we will continue to look after their welfare in the company.
4. As long as everyone in the company keep in mind the company's business philosophy and work towards its mission & goals, the company will continue to grow and thrive, becoming a world-class corporation that all can be proud of.



Vision

Through constant change, a humble, enterprising attitude and a crisis-oriented reform attitude, we can stimulate the company and all employees to grow together and achieve staff confidence, customer satisfaction, and fulfill shareholders' business goals.

FineTek is a global technology leader in process automation and control, providing world-class products & services to industrial, transportation, infrastructure and utility sectors. With over 40 years of experience in research and innovation, the company continues to plan for the next decade – with heavy emphasis on industrial digitization, and in advancing control system technologies for food, water and energy.

As the leading company in Asia, we will continue to invest in the development of industrial digital technology for the future. In the spirit of improvement and excellence, the company, since 2003, had begun promoting the "Changda Corporate Culture". It is expected that the Group's employees will follow the following four criteria that serve as the core values of the company:

FineTek Corporate Culture

- Technology:** Pursuing excellence, leader in technology, customer satisfaction, creating the future.
- Humanities:** ethical, upright, integrity, giving back to the community.
- Environmental:** energy saving, green energy products, reducing pollution, environmental protection.
- Action:** commitment, accommodating, continuous learning, proactive.

With consideration and respect to the past, we shall focus on the future and strive to establish a deep relationship of trust and respect with our customers. We hope to become a permanent and important partner for customers to trust and work with, achieving together in becoming a global market leader. "Trusted Process Automation Sensor & Solutions Provider" - FineTek's creed.

Company History

2014~2018 Stable growth stage

- 2018** • Build up Indonesia Manufacturing Factory
- 2017** • Pass OIML International Flow Meter Certificate, only one in Asia
Win - Asia Quality Innovation Award 🏆
- 2016** • M&A Germany Müttec GmbH to expand products line
Set up a service center in Indonesia and Malaysia to expand sales and technical service of customers in Southeast Asia
- 2015** • Pass approval of ASME Manufacturing Process Certificate
Pass TAF Laboratory Certificate for Flow Meter Calibration system
Establish Flow Meter Calibration System
- 2014** • IPO (Stock number: 4549) in December
Win of Taiwan Mittelstand award 🏆



1999~2013 Transformation and growth stage

- 2013** • Yilan new plant start mass production.
won the nineteenth Taiwan Excellence Award 🏆
- 2011** • Established U.S. subsidiary Aplus Finetek Sensor, Inc.
- 2010** • Won the twentieth Executive Yuan National Quality Award for SMEs 🏆
Honored Bronze Medal Award for Human Resource Training Quality System by Council Of Labor Affairs Executive Yuan Taiwan 🏆
- 2008** • Awarded the 17th session of the Ministry of Economic Affairs National Award for SMEs 🏆
- 2007** • Set up German subsidiary FineTek GmbH to service EU customers
- 2005** • Move to Tu-Cheng Industrial Park new factory and office, to expand the scale of operation.
- 2003** • Founded own brand FineTek.
Set up subsidiary in Singapore to service South Asia customers.
- 2001** • Ministry of Economic Affairs awarded Eighth Small and Medium Enterprise Innovation Research Award 🏆



1979~1999 Entrepreneurial development stage

- 1998** • Shanghai Office established to service customers in Greater China.
- 1979** • Early beginnings of manufacturing industrial control systems.



Catalogue

page

1

Sensing Physical Principles

page

5

Quick Product Selection

page

11

Product Specification

page

37

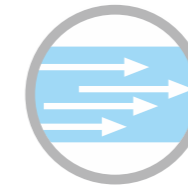
Installation and Applications



Level Transmitter



Point Switch



Flow Measurement



Grain Monitoring System




Pneumatic Products



Safety Products


Sensing Physical Principles



FMCW Radar Level Transmitter
 FMCW radar adopts a high frequency signal, which is emitted via an antenna and swipe frequency. During the measurement, the level is calculated from the transmitting frequency and the received frequency difference, which is directly proportional to the measured distance (or material surface).

FEATURES
 Non-contact measuring. No maintenance needed. Not affected by specific gravity, temperature, conductivity, humidity. High accuracy and wide measurement range.

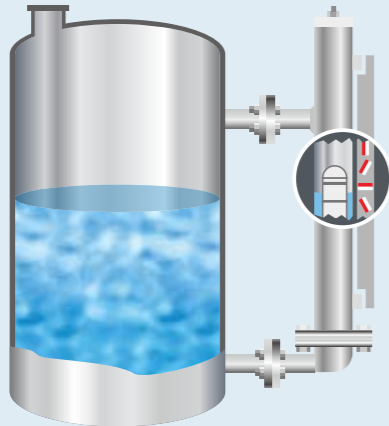
- Operating temperature : -40~200°C
- Operating pressure : 40bar



RF Admittance Level Transmitter
 RF Admittance Level Transmitter utilizes the capacitance formed between the sensing probe and the reference probe or the metal vessel wall to calculate the level of the medium inside the vessel according to the capacitance theory that the capacitance and vessel are proportional increased.

FEATURES
 Low consumption of power, easy wiring. High accuracy of linearity. Temperature compensation. Easy calibration (Any 2 points for calibration), on-sight display


- Operating temperature : -40~200°C
- Operating pressure : 40bar max.



By-Pass Level Transmitter
 The By-Pass Level Indicator is installed outside of a vessel or tank. The liquid level in the tank can easily be observed from the change of the flag color.

FEATURES
 Applicable in environment with high temp., high pressure, strong acid, strong alkaline and hazardous locations; no power supply is needed. The structure is simple but durable and reliable. It is also available with various options for upgrade, such as switch, transmitter, 4~20mA, RS485 output.


- Operating temperature : -20~200°C
- Operating pressure : 100bar max.



Contactless level monitoring
 The sensor sends out a microwave field, and it received by opposite receiver to detect and analyze. If solids move through this field, the microwaves are reflected and received by the sensor again, and it converts into a switching process.

FEATURES
 Contactless microwave measurement for all bulk materials. Adjustable sensitivity, damping, hysteresis and filter time. Easy installation by compact form


- Operating temperature : -20~85°C
- Operating pressure : 25bar max.



Pressure Level Transmitter
 The sensor detects the liquid level through the diaphragm, and at the end of the sensor, the atmosphere is needed as a reference. Per 1m water height produce 0.1kgf/cm pressure, and with this principle, actual liquid level can be calculated.

FEATURES
 Various liquid level measurement. Pipe pressure detection. Various applications, simple operation. Analog output, fast responding

- Operating temperature : Max.150°C
- Operating pressure : 4~20mA

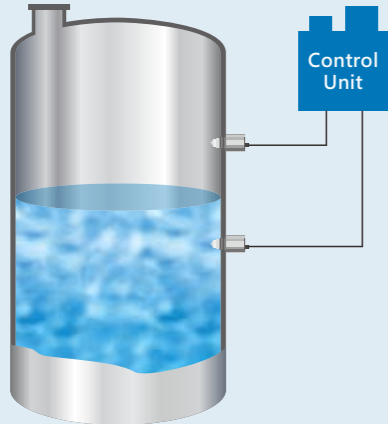


Electromechanical-Tuning Fork/ Rotary Paddle Level Switch
 When the sensor is stopped by the measuring liquid or solid, it alarms the measuring level.

FEATURES
 Suitable for all kinds of solid (powder) control. Easy installation by compact form. Simple wiring, no complex setting is needed.

- Operating temperature : -20~200°C
- Measuring Density : 0.5g/cm (Rotary Level Switch)
 0.01g/cm (Tuning Fork Level Switch)

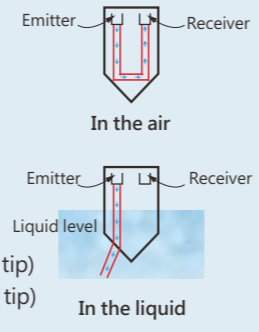
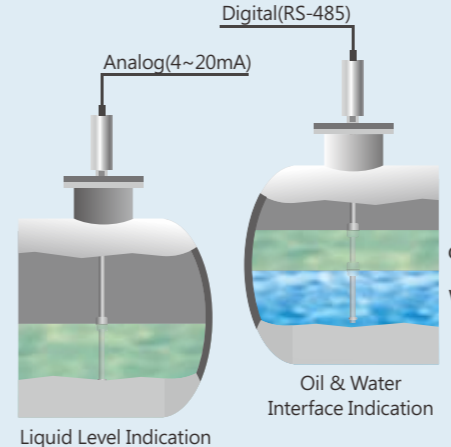
Sensing Physical Principles



Optical Level Switch
SDX series is an optical level switch line that emit a beam of infrared light into the tip (prism) of the sensor.

FEATURES
Simple, compact, and robust
No moving parts
Built-in, solid-state electronics
Easily removed, cleaned, and reinstalled
LED switch indication

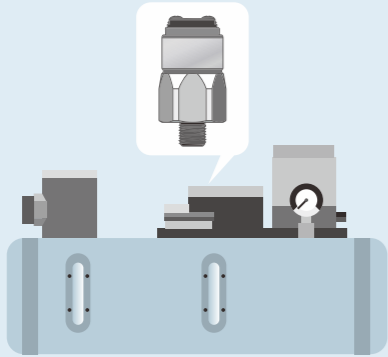
- Operating temperature : -10~80°C (Plastic tip)
-20~120°C (Glass tip)
- Operating pressure : 60bar max.

Magnetostrictive Level Transmitter
Using buoyancy, magnetostriction and state-of-the-art electronic technologies to accurately measure the level. When the float site changes along with the liquid level, it continuously output and converted into current or digital RS485, comparing to the level, the signal is the absolute site, even when the power is off, no adjustment is needed.

FEATURES
High accuracy. Repeatability of 0.004% F.S.. Fast response time
Durable structure, dust-proof, withstands high pressure. Oil/water dual level indication. Support HART / RS485 and 4~20mA / voltage output.

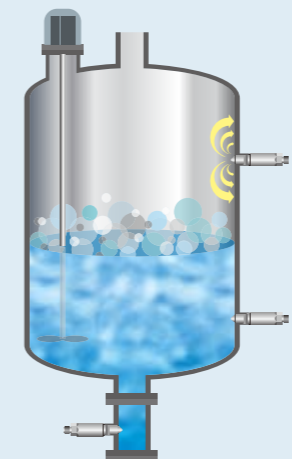
- Operating temperature : -40~200°C
- Operating pressure : 30bar max.



Pressure Switch
Using an internal diaphragm that is exposed to process pressure via the pressure switch threaded process connection. When the process pressure is greater than the force of the compression spring the switch contact will open or close depending on the choice of the contact form.

FEATURES
Robust pressure switch even in severe duty applications
Adjustable or fixed pressure
High quality and cost effective
Suitable for various industrial equipment

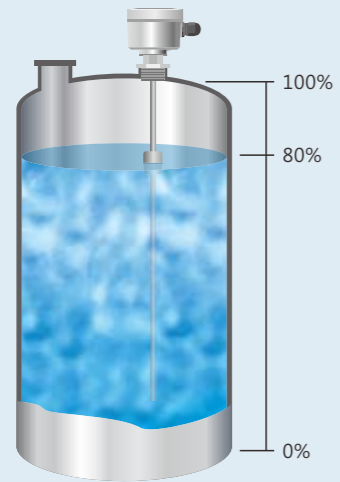
- Operating temperature : -30~100°C
- Operating pressure : 300bar max.



Sanitary Intelligent Level Switch
The sensor tip will send out electric field signal, and different resonance frequency is created according to different medium. Thus a switching signal will be triggered if the sensor is covered with material.

FEATURES
Easy installation by standard connection with IP67/IP68/IP695 as protection grade.
Unaffected by foam and viscous medium.
Applicable to measure the single-point level of liquid, viscous medium and powder medium in the container and pipe; also providing pump dry run protection.

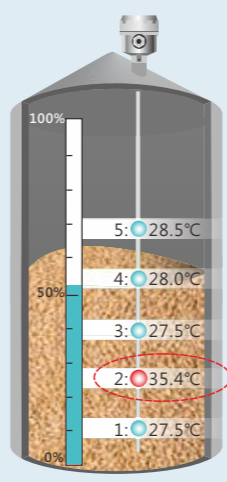
- Operating temperature : -40~100°C (Continuously)
-40~150°C (Less than 1HR)
- Operating pressure : 30bar max.



Magnetic Float Level Transmitter
When float is raised or lowered by the liquid level, the magnet inside the float and the sensing rod will induce a resistance output, which is directly proportional to the liquid level.

FEATURES
Sensing elements are protected with a plastic package for safety in use and transport.
High performance and reliable electric circuit modular design
Operation is not affected by temperature and pressure changes.
ATEX Explosion Certification/ DNV-GL/ ABS/ BV/ LR Marine Certification

- Operating temperature : -20~120°C
- Operating pressure : 30bar max.



Temperature & Level Monitoring Transmitter
The tank uses One wire multi-point temperature module and placed inside the armored steel cable, to sense the temperature signal at each position of the material. At the same time, cover the material by a steel cable for the sensor to detect the change of capacitance and convert it into the material height measurement, through RS485 interface to transfer the data to the central control room or human-machine interface, the double data of temperature and level of the materials in the storage tank can be easily monitored, for the most convenient and efficient grain storage management.

- Measuring Range : -10~85°C
- Measuring Length: Maximum 30m

Quick Product Selection

		Transmitter Monitoring					
		Liquid Transmitter					
Type	Option	EAX	EGX	ECX	FGX	EFX	JFR
Installation	Vertical Mounting	✓	✓	✓	✓	✓	✓
	Horizontal Mounting			✓		✓	
Explosion Certification	ATEX		✓		✓	✓	
	IECE x				✓		
	NEPSI		✓		✓		
	TS				✓	✓	
	CSA						
Other Certification	Marine Approval				✓	✓	
	CE		✓	✓	✓	✓	✓
	UL		✓		✓		
Process Temp.	Max. Temp. °C	70	200	150	120	400	200
	Min. Temp. °C	-40	-40	-10	-40	-20	-40
Process Pressure	Max. Pressure(Bar)	3	30	10	30	100	40
Application Scope (Recommending)	Acid and Alkaline	✓	✓		✓	✓	✓
	Foam		✓	✓	✓	✓	
	Pressure in Tank		✓		✓	✓	✓
	CIP/SIP Temp. Cycle		✓	✓	✓		✓
	Viscous Medium	✓					✓
Analog Output 4~20mA		✓	✓	✓	✓	✓	✓
Digital Output RS485			✓		✓		✓
Digital Output HART		✓	✓		✓		✓
Comply to FineLink AI		✓	✓	✓	✓	✓	✓
Comply to FineLink RS485			✓		✓		✓

※ Wireless system can comply to LORA, NB-IOT, 4G

		Transmitter Monitoring			
		Dust Monitoring Transmitter			
Type	Option	JTR	EBX	EEX	EST
Installation	Vertical Mounting	✓	✓	✓	✓
	Horizontal Mounting				
Explosion Certification	ATEX	✓	✓		✓
	IECE x	✓			✓
	NEPSI	✓	✓		
	TS		✓		
	CSA	✓			
Other Certification	Marine Approval	✓			
	CE	✓	✓	✓	
	UL				
Process Temp.	Max. Temp. °C	1000 (Cooler)	200	80	85
	Min. Temp. °C	-40	-40	-40	-10
Process Pressure	Max. Pressure(Bar)	60	40	ATM	ATM
Application Scope (Recommending)	Acid and Alkaline	✓	✓		
	Foam	✓	✓		
	Pressure in Tank	✓	✓		
	CIP/SIP Temp. Cycle	✓	✓		
	Viscous Medium			✓	
Analog Output 4~20mA		✓	✓	✓	
Digital Output RS485		✓		✓	✓
Digital Output HART		✓	✓		
Comply to FineLink AI		✓	✓	✓	
Comply to FineLink RS485		✓		✓	✓

Quick Product Selection

		High/ Low Level Switch						
		Liquid Level Switch			Liquid/Solid Level Switch			
Type	Option	FDX	FAB	FFX	SAX	SBX	SCX24/28	SIS
Installation	Vertical Mounting	✓	✓	✓	✓	✓	✓	✓
	Horizontal Mounting			✓	✓	✓	✓	✓
Explosion Certification	ATEX	✓		✓		✓		
	IECE x	✓		✓				
	NEPSI	✓		✓	✓			
	TS	✓		✓		✓		
Other Certification	Marine Approval	✓		✓				
	CE	✓	✓	✓	✓	✓	✓	✓
	FDA							✓
	SIL2							
	UL	✓		✓				
Process Temp.	Max. Temp. °C	200	60/80/170	100/200	800	550	150	150
	Min. Temp. °C	-20	-10	-40	-20	-40	-40	-40
Process Pressure	Max. Pressure(Bar)	30	2	30	20	20	40	40
Application Scope (Recommending)	Acid and Alkaline	✓	✓	✓	✓			✓
	Foam	✓	✓	✓	✓	✓	✓	✓
	Pressure inTank	✓	✓	✓	✓	✓	✓	✓
	CIP/SIP Temp. Cycle	✓		✓	✓	✓	✓	✓
	Viscous Medium		✓			✓		✓
Comply to FineLink IO		✓	✓	✓	✓	✓	✓	✓

※ Wireless system can comply to LORA, NB-IOT, 4G

		High/ Low Level Switch		
		Solid Level Switch		
Type	Option	SCX	SCX35	SEX
Installation	Vertical Mounting	✓	✓	✓
	Horizontal Mounting	✓	✓	✓
Explosion Certification	ATEX	✓		✓
	IECE x	✓	✓	
	NEPSI	✓	✓	✓
	TS	✓	✓	✓
Other Certification	Marine Approval			
	CE	✓	✓	✓
	FDA			
	SIL2		✓	
	UL			
Process Temp.	Max. Temp. °C	150	280	200
	Min. Temp. °C	-40	-40	-20
Process Pressure	Max. Pressure(Bar)	40 (Probe) 10 (Fork)	25	2
Application Scope (Recommending)	Acid and Alkaline	✓	✓	
	Foam			
	Pressure inTank	✓	✓	
	CIP/SIP Temp. Cycle			
	Viscous Medium			
Comply to FineLink IO		✓	✓	✓

Level Transmitter



FMCW Radar level transmitter

Guided wave radar level transmitter

Ultrasonic level transmitter



Magnetic float level transmitter

Flexible Magnetic float level transmitter

Wafer Magnetic float level transmitter



	JFR	JTR	EAX
Advantage	<ul style="list-style-type: none"> Non-contact Measurement Echo wave graphics display function, easy adjustment calibration 	<ul style="list-style-type: none"> Contact measuring, capable of overcoming the steam, foam and stirring effects low dielectric constant material measurement Display distance, level, percentage, current 4~20mA 	<ul style="list-style-type: none"> Non-contact measurement, easy operation Liquid receiving materials is PVDF can be used in all types of corrosive environment Fast response speed, suitable for all types of environment
Technical Data			
• Power Supply	9.5~30Vdc(4-wire) 24Vdc±10%(2-wire)	13~36Vdc 16~36Vdc(4-wire)	7~30Vdc 16~36Vdc(4-wire)
• Operation Temp.	200°C	150°C Max.1000°C	70°C
• Operation Pressure	40bar	60bar	3bar (25°C)
• Connection	Thread or Flange (DIN,ANSI,JIS,G.B)	Thread or Flange (DIN,ANSI,JIS,G.B)	2"Thread or Flange (DIN,ANSI,JIS,G.B)
• Material	SUS 316	SUS 304/316	PVDF(Probe)
• Output Signal	4~20mA RS485	4~20mA HART(2-wire), RS485(4-wire)	4~20mA HART(2-wire)
• Accuracy	±3mm / ±5mm	±5mm	±0.25%
• Housing	Aluminum	Aluminum	Aluminum
• Protection class	IP67	IP67 (Housing)	IP67
• Measuring Range	30m, Max.70m	Max.30m	12m
	CE		CE
Application	<ul style="list-style-type: none"> Hydrological monitoring level height Large oil tank monitoring Bulk granary materials level detection Water treatment sludge/mud measurement 	<ul style="list-style-type: none"> Oil refinery plant/power plant waste oil tank oil level detection Chemical solvent measurement Water treatment sewage measurement and control Cooking oil, industrial oil Water channel, ditches 	<ul style="list-style-type: none"> Water or wastewater treatment equipment Chemical solvent measurement Water treatment sewage measurement and control Cooking oil, industrial oil Water channel, ditches

	FGX1	FGX2	FGX3
Advantage	<ul style="list-style-type: none"> Magnetic reed module design, to avoid damage during shipping and installation The environment is not affected by temperature and pressure changes Explosion Proof Certification 	<ul style="list-style-type: none"> Magnetic reed module design, to avoid damage during shipping and installation Unaffected by changes in temperature and pressure Available for digital display type, quick setting and reading liquid level 	<ul style="list-style-type: none"> High precision, capable of reaching 5mm or 3mm Compact structure, strong environmental adaptability, antifouling, high pressure resistance Casing Protection Rating IP67
Technical Data			
• Power Supply	12~36Vdc	12~36Vdc	12~36Vdc
• Operation Temp.	80°C Max.200°C	-40~80°C	-40~125°C
• Operation Pressure	10~30bar	5bar	5bar
• Connection	Thread or Flange (DIN,ANSI,JIS,G.B)	Thread or Flange (DIN,ANSI,JIS,G.B)	Thread or Flange (DIN,ANSI,JIS,G.B)
• Material	PP/PVDF; SUS 304/316	PP, SUS 304	SUS 304/316
• Output Signal	4~20mA 3-Wire Resistance Type	4~20mA HART/RS485(Display type)	4~20mA HART/RS485(optional)
• Accuracy	6.35mm/12.7mm	12.7mm	5mm/3mm
• Housing	Aluminum	Aluminum	SUS304
• Protection class	IP65	IP65	IP67
• Suitable S.G.	0.5~0.75	0.64~0.96	0.65~0.7
• Measuring Range	150~6000mm	300~30000mm	150~3000mm
Application	<ul style="list-style-type: none"> Acid-base liquid Vibration, high temp., explosion dangerous place Large tank lower limit control High voltage electrostatic transmission environmen 	<ul style="list-style-type: none"> Crude oil storage tank large tank oil level detection Wastewater treatment Chemical process 	<ul style="list-style-type: none"> Wastewater treatment control Ship hydraulic equipment Hydraulic facilities Chemical process Petrochemical equipment Hot coal boiler

Quick Product Selection

		Flow Transmitter/ Switch							
		Flow Transmitter				Flow Switch		Optical/ Pressure Switch	
Type	Option	EPD30	EPD34	EPD36	EPR	SFX	SPX	SDX	SQX
Installation	Vertical Mounting	✓	✓	✓	✓	✓	✓	✓	✓
	Horizontal Mounting	✓	✓	✓	✓		✓	✓	✓
Explosion Certification	ATEX					✓			
	NEPSI					✓	✓		
Other Certification	Marine Approval						✓		
	CE	✓	✓	✓		✓	✓	✓	✓
	OIML		✓						
	UL							✓	✓
Process temp.	Max. Temp. °C	120	120	150	60/100	150	120	125	100
	Min. Temp. °C	20	-20	-20	-15	-30	-20	-40	-30
Process Pressure	Max. Pressure(Bar)	10	10	10	10	25	100	65	300
Application Scope (Recommending)	Acid and Alkaline	✓	✓	✓	✓			✓	
	Foam	✓	✓	✓		✓			
	Pressure in tank	✓	✓	✓	✓	✓	✓	✓	✓
	Suspended Particles	✓	✓	✓			✓	✓	
	Viscous Medium								
	IP67 Protection	✓	✓	✓			✓	✓	✓
Comply to FineLink AI		✓	✓	✓	✓				
Comply to FineLink RS485		✓	✓	✓	✓				
Comply to FineLink IO						✓	✓	✓	✓

※ Wireless system can comply to LORA, NB-IOT, 4G

		Others								
		Bridge-break and Dust Collecting				Conveyor Protection		Signal Transmitting And Controlling		
Type	Option	BVK/R/T	BAH/BVP	BRD/BHV	AEX	SRS/SRT	EDX	TRX	TXX	PB/PM
Installation	Vertical Mounting	✓	✓	✓	✓			✓	✓	✓
	Horizontal Mounting	✓	✓	✓	✓	✓	✓	✓	✓	✓
Explosion Certification	ATEX								✓	
	IECE x					✓			✓	
	NEPSI					✓	✓		✓	
Other Certification	Marine Approval									✓
	CE	✓	✓	✓	✓	✓	✓	✓		✓
	UL							✓		
Process Temp.	Max. Temp. °C	100	100	85	70/75	60	80	85	60	50
	Min. Temp. °C	-20	-20	-20	-25/0	-20	-40	-40	-20	0
Process Pressure	Max. Pressure(Bar)	10	10	10						
Working Principle	Electricity				✓		✓	✓	✓	✓
	Air	✓	✓	✓						
Analog Output 4~20mA							✓	✓	✓	✓
Contact Output					✓	✓	✓		✓	✓
Digital Output HART									✓	✓

Level Transmitter



Magnetostrictive level transmitter Magnetostrictive level transmitter Magnetostrictive level transmitter



RF-Capacitance/Admittance level / indicator transmitter RF-Capacitance/ Admittance level gauge



	EGX	EG50	EG60
Advantage	<ul style="list-style-type: none"> Absolute Position Output High Resolution, High Precision Dual liquid level Interface Measurement Multiple output methods for selection 	<ul style="list-style-type: none"> Absolute position output, Returning to zero adjustment is not required after power restoration High Resolution, High Precision Dual liquid level Interface Measurement 	<ul style="list-style-type: none"> Absolute position output, returning to zero adjustment is not required after power restoration High Resolution, High Precision Dual liquid level Interface Measurement
Technical Data	<ul style="list-style-type: none"> Power Supply: 18~30Vdc Operation Temp.: 125°C Max.200°C Operation Pressure: 30bar Connection: Thread or Flange (DIN,ANSI,JIS,G.B) Material: SUS 304/316 Output Signal: 4~20mA, RS485 Accuracy: 1.0mm Housing: Stainless Steel Protection class: IP67 (Housing) / IP69K Suitable S.G.: 0.5~0.9 Measuring Range: 50~3500mm 	<ul style="list-style-type: none"> Power Supply: 24Vdc (+20% / -15%) Operation Temp.: -40~125°C Operation Pressure: 10bar Connection: Thread M18×1.5 ; 3/4"-UNF Material: SUS 304/316/316L Output Signal: 4~20mA / 20~4mA Accuracy: ≤ 45um Housing: SUS 304 Protection class: IP67 Suitable S.G.: 0.7~0.9 Measuring Range: 50~1000mm 	<ul style="list-style-type: none"> Power Supply: 18~30Vdc(2/4-wire) Operation Temp.: -40~195°C Operation Pressure: 30bar Connection: Thread M18×1.5 ; 3/4"-UNF Material: SUS 304/316 Output Signal: 4~20mA /(0~5V/0~10V-4-wire), HART/RS485 Accuracy: 0.1mm(Max. 1mm) Housing: SUS 304 Protection class: IP67 Suitable S.G.: 0.65~0.9 Measuring Range: 50~2500mm(4-wire), 50~5500mm(2-wire)
Application	<ul style="list-style-type: none"> Liquefied natural gas liquid level measurement Pharmaceutical or food liquid level control Sluice gate position monitoring Oil tank oil level control indication Liquid level control 	<ul style="list-style-type: none"> Pharmaceutical or food liquid level control Drinking water, sewage treatment Oil tank oil level control indication Machine tool or processing equipment positioning control Valve control 	<ul style="list-style-type: none"> Liquefied natural gas liquid level measurement Pharmaceutical or food liquid level control Drinking water, sewage treatment Chemical process Oil tank oil level control indication Liquid level control

	EBX	EB43
Advantage	<ul style="list-style-type: none"> Low power consumption and easy wiring Excellent linearity All high temperature and high pressure, strong acid environment can be used LED On-site Display 	<ul style="list-style-type: none"> Low current (20 mA max.) Accuracy(<±1.0% F.S.) Separate type routine maintenance without the need of emptying materials Passed the US military specification vibration test standards
Technical Data	<ul style="list-style-type: none"> Power Supply: 18~30Vdc Operation Temp.: 85°C Max.200°C Operation Pressure: 40bar Connection: Flange(DIN,ANSI,JIS,G.B) Material: SUS 304/316 Output Signal: 4~20mA, HART Accuracy: ±1%FS Housing: Aluminum alloy baking varnish Protection class: IP65 Operation Interface: Press Buttons and Double LED Display Pane 	<ul style="list-style-type: none"> Power Supply: 11~36Vdc Operation Temp.: -40~85°C Operation Pressure: 52bar Connection: Thread(DIN,ANSI,JIS,G.B) Material: SUS 304/316 Output Signal: 0~5 Vdc/ 1~6 Vdc/ 4~20mA Accuracy: ±1%FS Housing: Aluminum alloy baking varnish Protection class: Ip65 DIN 43650A, IP67 M12 Connector Operation Interface: 2 Press Buttons and Double LED Indicator light
Application	<ul style="list-style-type: none"> Suitable for large tanks Water/wastewater treatment Suitable for corrosive environments ,high temperature applications 	<ul style="list-style-type: none"> Refrigeration Air conditioning Food, pharmaceutical machinery Sewer overflow management Chemical process Generator set oil level control Fuel engine oil level control

Level Transmitter



By-Pass level gauge Electromechanical level gauge Pressure level transmitter



	EFX	EEX	ECX
Advantage	<ul style="list-style-type: none"> High temperature, high pressure, strong acid, strong alkali and explosion-proof requirements Adding transmitter or switch, does not need to shutdown machine 	<ul style="list-style-type: none"> Measurement results are not affected by the environmental interference Four detection modes, which can be set according to the requirements Multiple weight specifications 	<ul style="list-style-type: none"> Viscous fluid liquid of weak acid-base containing scale and impurity Internal circuit has temperature compensation, long time operation stability is high
Technical Data			
<ul style="list-style-type: none"> Power Supply Operation Temp. Operation Pressure Connection 	<ul style="list-style-type: none"> - -40~85°C Max.400°C Max.100bar Flange (DIN,ANSI,JIS,G.B) 	<ul style="list-style-type: none"> 88~264Vac 50/60Hz 80°C 2bar Flange (DIN,ANSI,JIS,G.B) 	<ul style="list-style-type: none"> 13~36Vdc 80°C Max.150°C 10bar Thread or Flange (DIN,ANSI,JIS,G.B)
<ul style="list-style-type: none"> Material Output Signal 	<ul style="list-style-type: none"> Plastic PP/PVDF ; SUS 304/316 4~20mA 	<ul style="list-style-type: none"> SUS 304/316 4~20mA RS485 	<ul style="list-style-type: none"> SUS 304/316 4~20mA
<ul style="list-style-type: none"> Accuracy Housing Protection class Suitable S.G. 	<ul style="list-style-type: none"> 6.35mm Aluminum alloy baking varnish IP65 0.6~0.87 	<ul style="list-style-type: none"> 100mm/pulse Aluminum alloy baking varnish IP66 0.5~0.75 	<ul style="list-style-type: none"> 0.3%FS Aluminum alloy baking varnish Ip67 (Housing) -
Application	<ul style="list-style-type: none"> Apparel fabric dyeing and finishing equipment Corrosive environment, high temperature applications Wastewater treatment, power plant industry Chemical equipment, boiler 	<ul style="list-style-type: none"> Various types of powder, granules, blocks places Sealed pressure less large tank level measurement Work with the production process control system, for the management of tank level 	<ul style="list-style-type: none"> Mixed or fluid liquid measurement Reservoirs and other deeper water levels measurement Pressure measurement and control of various types of machinery equipment

Signal Transmitter



Explosion-proof Isolated Safety barrier



Explosion-proof Isolated Safety barrier



Temperature transmitter



	TXX1	TXX2
Advantage	<ul style="list-style-type: none"> Used in dangerous areas, connect to the continuous current output or switch output of 1 set sensors. 3 sets of output are Relay output, current output and RS485 respectively Switch between multiple different functions with the DIP switch 	<ul style="list-style-type: none"> Integrated power insulated safety barrier and digital communication insulated gate Dangerous side and safety side insulation voltage resistance 2500V Communication HART repeater mode Power and digital communication indicator light Intrinsic safety explosion-proof IEC Ex / ATEX
Technical Data	<ul style="list-style-type: none"> Power Supply: 20~35 Vdc / 20~250 Vdc/Vac, 50/60 Hz Ambient Temp.: 20~60°C Power protection: Twi with reverse protection / No directional Current consumption: < 100 or 200 mA @24V, Load 20mA 	<ul style="list-style-type: none"> 20~35Vdc 20~60°C Power consumption: 4W
Dangerous zone	<ul style="list-style-type: none"> Input: 0~20mA / 4~20mA Open circuit voltage: < 28 Vdc Distribution voltage: > 15 Vdc (Load 20 mA) 	<ul style="list-style-type: none"> 4~20mA, 20~4mA, HART, RS485 < 35 Vdc > 14Vdc (Load 20 mA)
Safe zone	<ul style="list-style-type: none"> Output: 0~20 / 4~20 mA或0~5 / 0~10 V Transmission accuracy: 0.1 % F.S., 0.5% @ < 0.3V (20°C) Application environment: Zone 0 · Zone 1 · Zone 2 IIA · IIB · IIC T4~T6 	<ul style="list-style-type: none"> 4~20mA, 20~4mA, HART, RS485 0.1 % F.S. (20°C) Zone 0 · Zone 1 · Zone 2 IIA · IIB · IIC T4~T6
Application	<ul style="list-style-type: none"> Work with the connection configuration of Intrinsic Safety type sensor 	<ul style="list-style-type: none"> Work with the connection configuration of Intrinsic Safety type sensor

	TRX
Advantage	<ul style="list-style-type: none"> Capable of receiving multiple signals: RTD, thermocouple, Rohm
Technical Data	<ul style="list-style-type: none"> Power Supply: 12~36Vdc Ambient Temp.: -40~85°C Input signal: 1 or 2 Cold contact compensation: $\leq \pm 1^\circ\text{C}$ Current Output: 4~20mA Accuracy: RTD: $\pm 0.5^\circ\text{C}$; TC: $\pm 1.5^\circ\text{C}$ PT100 Range / Min. measuring span: -200~850 / 10°C Rohm Range / Min. measuring span: 0~400 / 5°C
Application	<ul style="list-style-type: none"> Work with the connection configuration of temperature sensor Heater equipment temperature transfer

Point Switch



Capacitance level switch

Rotary paddle level switch

Rf-capacitance/ Admittance level switch

Tuning fork level switch

Pressure switch



	SAX	SEX	SBX
Advantage	<ul style="list-style-type: none"> The product is suitable for all places Simple structure no drive design not easy to wear and tear The product passed Intrinsic Safety and Powder Dust Pressure Resistance Explosion Proof Certificate 	<ul style="list-style-type: none"> Lightweight, easy installation Unique oil seal design can prevent powder dust infiltrated along the shaft Torque can be adjusted 	<ul style="list-style-type: none"> Unaffected by material attachment Temperature resistance up to 550°C Simulate alarm testing
Technical Data			
• Power Supply	110/220Vac±10%, 19~24Vdc	110Vac,220Vac,240Vac, 24Vac, 50/60Hz	115/230Vac±10%, 24VdcA20%
• Operation Temp.	80°C Max.800°C	80°C Max.200°C	150°C Max.550°C
• Operation Pressure	ATM~20bar	2bar	ATM~20bar
• Connection	1"Thread or Flange (DIN,ANSI,JIS,G.B)	1"Thread or Flange (DIN,ANSI,JIS,G.B)	3/4"Thread or Flange (DIN,ANSI,JIS,G.B)
• Material	SUS 304/316	SUS 304/316	SUS 304/316
• Output Signal	Relay 5A/250Vac or 5A/30Vdc SPDT NPN Transistor Output	5A/30Vdc SPDT	Relay 5A/250Vac DPDT
• Sensitivity	15pF Standard	-	0.3pF Standard
• Housing Specifications	Aluminum alloy baking varnish IP65	Aluminum alloy baking varnish IP65	Aluminum alloy baking varnish IP65
• Delay Setting	0~6 sec	-	0~30 Sec
• Suitable S.G.	-	0.3~0.5g/cm ³	-
	CE	CE	CE
Application	<ul style="list-style-type: none"> Suitable for acid-base liquid Suitable for vibration, high temp., explosion dangerous places Large tank lower limit control High voltage electrostatic transmission environment 	<ul style="list-style-type: none"> Food powder manufacturing and processing industries Suitable for chemical plastics, pharmaceuticals, feed, cement 	<ul style="list-style-type: none"> Applicable acid and alkali liquid, pharmaceutical tank Suitable for high temperature / explosion dangerous places Large tank vertical installation Powder and granule level detection

	SCX
Advantage	<ul style="list-style-type: none"> Universal power supply input Adjust with materials of different densities , can also be used with fine material Capable of detecting wear and tear of the tuning fork or the material is sticky
Technical Data	
• Power Supply	20~250 Vac/Vdc,50/60Hz NPN / PNP(10~55Vdc)
• Operation Temp.	130°C Max.280°C
• Operation Pressure	40bar
• Connection	1"Thread or Flange (DIN,ANSI,JIS,G.B)
• Material	SUS 304/316
• Output Signal	3A / 250Vac / 28Vdc SPDT SSR 400mA / 60 Vac / Vdc
• Sensitivity	HI/LO Toggle Switch
• Housing Specifications	Aluminum alloy baking varnish IP65
• Delay Setting	0.6 sec. action; 1~3 sec. - return
• Suitable S.G.	Powder: ≥0.07g/cm ³ Liquid: ≥0.7g/cm ³
	CE
Application	<ul style="list-style-type: none"> All types of materials /liquid detection in the can or pipe Solid and liquid control of industrial raw materials/production process/ finished product tank

	SQX
Advantage	<ul style="list-style-type: none"> Capable of maintaining good mechanical operations in a harsh environment Low cost and high pressure switch Pressure adjustment is easy and fast Casing materials can be customized (Iron, Stainless Steel, Copper)
Technical Data	
• Working Current / Voltage	4A/ 50Vdc, 4A/ 250Vac
• Operation Temp.	-30 ~ 100°C
• Operation Pressure	300bar Max.
• Connection	Thread (ISO,ANSI,JIS)
• Material	Iron, Stainless Steel, Copper
• Output Signal	Contact NO ,NC,SPDT(1AB)
• High voltage resistance	1.5KV (IEC60947-2)
• Insulation resistance	Above 100MΩ
• Mechanical service life	1.5X10 ⁶ cycles (in 50 bar)
• Vibration frequency	10G/5-200Hz sine-wave (IEC17025)
Application	<ul style="list-style-type: none"> Lubricant pressure reduction detection Fire water detection for fire pumps Automatic start and stop of air compressor Hydraulic machine, High pressure washing machine Air limit switch

Point Switch



Magnetic float level switch



Side mounting float switch



Cable float level switch



Sanitary intelligent level switch



	FDX	FFX	FAX/FBX
Advantage	<ul style="list-style-type: none"> Capable of multi-points control Magnetic reed switch contact service life can reach 2 million times Plastic / Metal materials are suitable for all types of environment 	<ul style="list-style-type: none"> Multiple floats specification, suitable for different specific gravity Multiple materials suitable for all types of liquid Can be used in explosive dangerous places 	<ul style="list-style-type: none"> Suitable for long distance, for multi-point control AR Type inlet port sealant, good weather resistant Product adjustment action point is easy
Technical Data			
• Power Supply	Dry contact, Power supply not required	Dry contact, Power supply not required	Dry contact, Power supply not required
• Operation Temp.	80°C Max.200°C	80°C Max.350°C	60/80°C Max.170°C
• Operation Pressure	5~50bar	10~30bar	2bar
• Connection	Thread or Flange (DIN,ANSI,JIS,GB)	1-1/2" Thread or Flange (DIN,ANSI,JIS,GB)	4" Flange (DIN,ANSI,JIS,GB)
• Material	Plastic PP/PVDF ; SUS 304/316	SUS 304/316/316L	Plastic PP/PVC ; SUS 304
• Output Signal	20~50W 0.5A	5A / 250Vac 1A 30W 220Vac/200Vdc	10A/ 250Vac;3A/ 125/250Vac 1A/ 230Vac;AC70 VA / DC50W
• Sensitivity	SPST/SPDT	SPDT	SPST/ SPDT
• Housing Specifications	Aluminum alloy baking varnish IP65	Aluminum alloy baking varnish IP65	Polypropylene PP/ Aluminum alloy baking varnish / IP65
• Suitable S.G.	0.45~0.82	0.25~0.8	0.5~0.8
Application	<ul style="list-style-type: none"> Applicable acid and alkali liquid, pharmaceutical tank, high temp. / explosion dangerous places Diesel generator oil level detection Hydraulic equipment level detection environment 	<ul style="list-style-type: none"> All types of liquid detection in the tank Oil liquid level detection of boiler equipment 	<ul style="list-style-type: none"> low-specific gravity sewage control Suitable for the places of clear water with smaller installation holes Control applications in PLC or DCS, recommend to use magnetic reed switch type

	SIS
Advantage	<ul style="list-style-type: none"> Stainless steel case sturdy and durable Can be used in CIP and SIP clean environment applications Not affected by the foam and viscous medium Protection rating IP69K
Technical Data	
• Power Supply	18 ~ 30Vdc
• Operation Temp.	(-40~ 85°C) Max.120°C
• Operation Pressure	-1~40bar
• Connection	1/2"Thread (ISO,ANSI,JIS)
• Material	316/316L
• Output Signal	(DC)PNP/NPN(Optional)
• Current consumption	50mA
• Housing Specifications	SUS304/ 316/ 316L
• Protection Rating	IP67/IP68/IP69K
• Indicator Light	Startup state LED Yellow, return state LED Green
• Contact capacity	Transistor <100mA
Application	<ul style="list-style-type: none"> Food manufacturing industry Beverage manufacturing industry Pharmaceutical industry

Flow Transmitter



Electromagnetic flowmeter



Separate electromagnetic flowmeter



Sanitary electromagnetic flowmeter



Webbed wheel flowmeter



	EPD30	EPD34
Advantage	<ul style="list-style-type: none"> Measurement is not affected by the liquid density, viscosity, temperature, pressure and conductivity High measurement span, high efficiency No moving and blocking parts in the measuring pipe, low malfunction Intelligent self-detection and diagnostic functions 	<ul style="list-style-type: none"> Measurement is not affected by the liquid density, viscosity, temperature, pressure and conductivity High measurement span, high efficiency No moving and blocking parts in the measuring pipe, low malfunction Intelligent self-detection and diagnostic functions
Technical Data		
• Power Supply	AC 100~240V 24Vdc	AC 100~240V 24Vdc
• Operation Temp.	120°C	120°C
• Operation Pressure	10bar	10bar
• Connection	Flange (DIN,ANSI,JIS,G.B)	Flange (DIN,ANSI,JIS,G.B)
• Material	Carbon steel / SUS 316	Carbon steel / SUS 316
• Output Signal	4~20mA,RS-485 NPN Transistor Output 32vdc/200mA	4~20mA,RS-485 NPN Transistor Output 32vdc/200mA
• Sensitivity	±0.5% of reading	±0.5% of reading
• Housing	Aluminum alloy baking varnish	Aluminum alloy baking varnish
• Protection Rating	IP67	IP67
• Maximum measuring span	0.1m/s ~ 10ms	0.1m/s ~ 10ms
Application	<ul style="list-style-type: none"> Tap water purification treatment Sewage wastewater treatment discharge pipeline flow rate Sewer Engineering Dyeing and finishing machinery Factory water cycle energy saving pipeline 	<ul style="list-style-type: none"> Tap water purification treatment Sewage wastewater treatment discharge pipeline flow rate Sewer Engineering Dyeing and finishing machinery Factory water cycle energy saving pipeline

	EPD36	EPR
Advantage	<ul style="list-style-type: none"> Measurement is not affected by the liquid density, viscosity, temperature, pressure and conductivity High measurement span, high efficiency No moving and blocking parts in the measuring pipe, low malfunction Intelligent self-detection and diagnostic functions 	<ul style="list-style-type: none"> Measurement is not affected by the liquid density, viscosity, temperature, pressure and conductivity High measurement span, high efficiency No moving and blocking parts in the measuring pipe, low malfunction Intelligent self-detection and diagnostic functions
Technical Data		
• Power Supply	24Vdc	12~36Vdc, ±10%
• Operation Temp.	150°C	Material: PP=60°C , PVDF=100°C
• Operation Pressure	10bar	10bar
• Connection	Tri-clamp	T-pipe(DIN/ISO,ASTM,JIS)/ SUS Threads,(PF,PT,NPT)
• Material	SUS 316	PVC
• Output Signal	4~20mA,RS-485 NPN Transistor Output 32vdc/200mA	4~20mA , RS485,Modbus NPN, PNP overcurrent protection 200mA
• Sensitivity	±0.5% of reading/0.2% (Optional)	Under Standard K Value ±3%
• Housing	Aluminum alloy baking varnish	PC Engineering Plastic
• Protection Rating	IP67	IP66
• Maximum measuring span	0.1m/s ~ 10ms	0.3m/s ~ 10ms
Application	<ul style="list-style-type: none"> Suitable for clear water or food manufacturing pipelines Suitable for pharmaceutical machinery Seawater desalination unit 	<ul style="list-style-type: none"> Suitable for water or wastewater treatment equipment Semiconductor industry chemical pipeline flow PCB Wet Production Process Control

Flow Switch



Thermal dispersion flow switch



Paddle type flow switch



Optical level switch



	SPX	SFX
Advantage	<ul style="list-style-type: none"> Unrestricted mounting position, no moving mechanical structure wear The length of the sensing rod can be designed to match the size of the pipe diameter in the field Wide suitability capable of measuring liquids containing impurities 	<ul style="list-style-type: none"> Mechanism drive design, clear action Blade size scale capable of adapting different flow and pipe diameter requirements Capable of positive and negative two-way water flow detection
Technical Data	<ul style="list-style-type: none"> Power Supply: 19 ~ 30Vdc Operation Temp.: (-20 ~ 80°C) Max.120°C Operation Pressure: 100bar Connection: 1/2" Thread (ISO, ANSI, JIS) Material: SUS 304/316/316L Output Signal: Open Collector: NPN / PNP Relay: (NO or NC) Current consumption: 50mA Housing: SUS304/ 316/ 316L Protection Rating: IP67 Indicator Light: Red (Alarm) / Yellow (Warning) / Green (Normal Flow Rate) Contact capacity: Relay 1A/30Vdc, 0.3A / 125Vac; Transistor <400mA 	<ul style="list-style-type: none"> Dry contact, Power supply not required Max.150°C 25bar 1"PT Screw Thread SUS304 SPDT Contact Aluminum alloy baking varnish IP65 1A,60W 220Vac / 200Vdc SPDT
Application	<ul style="list-style-type: none"> Suitable for steel, chemical, shipbuilding, food, pharmaceutical, optical, hydropower, machine tool, refrigeration and air conditioning, electronics, semiconductor and other industries. Flow detection control for all types of transfer pipelines or cooling pipelines. 	<ul style="list-style-type: none"> Factory building fire protection pipelines Electronic/ Semiconductor Factory cooling pipelines Refrigeration and air conditioning pipeline flow detection

	SDX
Advantage	<ul style="list-style-type: none"> Simple, small size and durable Optical detection, non-mechanical action Built-in solid state switching circuit LED Status indication
Technical Data	<ul style="list-style-type: none"> Power Supply: 10~28 Vdc, 115/230 Vac Operation Temp.: 100°C or 125°C Operation Pressure: 40bar Max.65kg/cm² Connection: Thread (ISO, ANSI, JIS) Material: PC / PES/ SUS304/316 Output Signal: NPN / PNP Relay PDT Current consumption: 25mA Housing: - Protection Rating: IP67 Indicator Light: Red LED Action Light Contact capacity: -
Application	<ul style="list-style-type: none"> Refrigeration and air conditioning industries Industrial compressor Machine tool equipment oil storage tank Pharmaceutical industry Liquid thermal insulation water tank Food and Beverage System

Grain Monitoring System



Multi-point temperature sensor



Temperature and level monitoring transmitter



FineLink system Hub (1 to 8)



	EST110	EST120
Advantage	<ul style="list-style-type: none"> Simple, small, durable and multi-point temperature measurement, allowing the administrator to respond more quickly to the food conditions Instant monitoring of storage temperatures for long-term grain preservation Prevent materials in the warehouse from changing quality or smoldering causes fire 	<ul style="list-style-type: none"> Temperature measurement location can be customized according to customer requirements Prevent materials in the warehouse from changing quality or smoldering causes fire Open mainstream communication interface RS485, the system vendor can install this device on any system with this communication interface
Technical Data		
• Power Supply	-10~85°C	9 ~ 30 Vdc
• Temperature Measurement Range	-10~85°C	-10~85°C
• Resolution	0.1°C	0.1°C
• Accuracy	±0.5°C	±0.5°C
• Length	Max. 30 m	Max. 30 m
• Number of Sensors	Max. 30 PCS	Max. 30 PCS
• Positions of Temp. Measurement Point	A built-in sensor at the intervals of one meter	A built-in sensor at the intervals of one meter
• Cable Material	XLPE covered, the inner circle is steel wire	XLPE covered, the inner circle is steel wire
• Tensile Load	2500 Kgf	2500 Kgf
• Protection Rating	IP67	IP67
• Enclosure material	SS41 Low-carbon steel	Aluminum alloy (ADC-12)
• Output interface	Working with FineLink 1-wire for use	RS485
• Outlet Cable Diameter	φ4~7mm	φ4~7mm
Application	<ul style="list-style-type: none"> Used in rice milling, flour, feed, food, low-temperature rice grain storage warehouse, food crops and other industries and the material level environment that requires to measure multi-point temperature 	<ul style="list-style-type: none"> Used in rice milling, flour, feed, food, low-temperature rice grain storage warehouse, food crops and other industries and the material level environment that requires to measure multi-point temperature

	JMW6
Advantage	<ul style="list-style-type: none"> Capable of connecting 8 sets 1-Wire communication of grain temperature sensors simultaneously Each sensor has an independent connection port , for data interpretation and transmission to PC or human interface through RS 485, for instant temperature monitoring
Technical Data	
• Power Supply	12~28Vdc
• Ambient temp.	-40~80°C
• Number of Connection Ports	Max.8
• Mechanism Casing Material	Aluminum alloy baking varnish
• Communication Interface	RS-485
• RS485Baud Rate	1200~57600
• Protection Rating	IP67
• Current Input	-
• Power Output	-
• Current Output	-
• Electrostatic protection	-
Application	<ul style="list-style-type: none"> Work with Temperature Sensor (EST110) connection configuration

Grain Monitoring System



	JMW10100-A4AI / JMW10200-A457	JMW10100-A1AI / JMW10200-A157
Advantage	<ul style="list-style-type: none"> Capable of connecting the signal of 4 sets 1-Wire communication mode of grain temperature sensors simultaneously Each sensor has a independent connection port to prevent the entire system from crashing due to a certain equipment malfunction, allowing the users easier to maintain and capable of expanding to multiple equipment. 	<ul style="list-style-type: none"> Capable of connecting the signal of 4 sets RS485 communication mode Each sensor has a independent connection port to prevent the entire system from crashing due to a certain equipment malfunction, allowing the users easier to maintain and capable of expanding to multiple equipment.
Technical Data		
▪ Power Supply	10~30Vdc	10~30Vdc
▪ Ambient temp.	-40~80°C	-40~80°C
▪ Number of Connection Ports	Max.4	Max.4
▪ Mechanism Casing Material	Aluminum alloy baking varnish	Aluminum alloy baking varnish
▪ Communication Interface	RS-485	-
▪ RS485Baud Rate	9600~115200	1200~57600
▪ Protection Rating	IP67	IP67
▪ Current Input	-	2A
▪ Power Output	-	10~30Vdc
▪ Current Output	-	400 mA/ CH (Under the power input current 2A state)
▪ Electrostatic protection	-	IEC61000-4-2 ESD 8kV Air, 4kV contact
Application	<ul style="list-style-type: none"> Work with Temperature Sensor (EST110) connection configuration 	<ul style="list-style-type: none"> Work with temperature level transmitter connection to read data Any one of the output RS485 signal device can be connected

	JMW10100-A2AI / JMW10200-A257	JMW10100-A3AI / JMW10200-A357
Advantage	<ul style="list-style-type: none"> Capable of expanding to multiple equipment, adding multiple Analog Input devices Single independence, each device has an independent connection port Combined with MWD wireless equipment, there is no need to consider the wire service life and maintenance 	<ul style="list-style-type: none"> Capable of expanding to multiple equipment, adding multiple DI/IO devices Single independence, each device has an independent connection port Combined with MWD wireless equipment, there is no need to consider the wire service life and maintenance
Technical Data		
▪ Power Supply	10~30Vdc	10~30Vdc
▪ Ambient temp.	-40~80°C	-40~80°C
▪ Number of Connection Ports	Max.4	Max.4
▪ Mechanism Casing Material	Aluminum alloy baking varnish	Aluminum alloy baking varnish
▪ Communication Interface	RS-485/MWD	RS-485/MWD
▪ RS485Baud Rate	9600~115200	9600~115200
▪ Protection Rating	IP67	IP67
▪ Current Input	±0.01mA F.S	-
▪ Power Output	10~30Vdc	10~30Vdc
▪ Current Output	-	Open Collector to 30 Vdc 30mA max. load
▪ Electrostatic protection	IEC61000-4-2 ESD 8kV Air,4kV contact Under Wireless State ESD 4kV Air,2kV contact	IEC61000-4-2 ESD 8kV Air,4kV contact Under Wireless State ESD 4kV Air,2kV contact
Application	<ul style="list-style-type: none"> Use with continuous analog output type sensor 	<ul style="list-style-type: none"> Use with any switch contact output sensor

Pneumatic Products



Pneumatic vibrator



Reciprocating vibrator



Air hammer



Diaphragm valve



	BVK/ BVR/ BVT	BVP	BAH
Advantage	<ul style="list-style-type: none"> Vibration frequency and amplitude can be adjusted according to usage requirements Capable of start, stop instantly Good airtightness, used in explosion-proof, powder dust and wet places 	<ul style="list-style-type: none"> Low frequency vibration, the best effect in material flow Amplitude and frequency can be adjusted according to requirements during vibration Capable of start and stop work instantly 	<ul style="list-style-type: none"> Single impact, one impact wave is generated for every action Impact force and impact interval can be adjusted according to requirements to improve the impact force of air hammer
Technical Data	<ul style="list-style-type: none"> Body materials Air inlet size Use air pressure Air consumption 3 Frequency (V.P.M) Vibration force Impact force 	<ul style="list-style-type: none"> Aluminum alloy 1/8", 1/4", 3/8" 2~6kg/cm² Min.46~Max.745 l/min 7800~37500 250~8900 (N) - 	<ul style="list-style-type: none"> Aluminum alloy 1/8", 1/4" 2~6kg/cm² Min.230~Max.300 l/min 1000~3500 195~13850 (N) -
	CE	CE	CE
Application	<ul style="list-style-type: none"> Applicable acid and alkali liquid, pharmaceutical tank, high temp. / explosion dangerous places Diesel generator oil level detection Hydraulic equipment level detection environment 	<ul style="list-style-type: none"> All types of liquid detection in the can Oil liquid level detection of boiler equipment 	<ul style="list-style-type: none"> low-specific gravity sewage control Suitable for the places of clear water with smaller installation holes Control applications in PLC or DCS, recommend to use magnetic reed switch type

	BRD&BHV
Advantage	<ul style="list-style-type: none"> Fast response, high flow rate and good cleaning effect Low gas consumption Capable of working with sequence control circuit board to control the spray time and interval for easy adjustment
Technical Data	<ul style="list-style-type: none"> General characteristics Working fluid Diaphragm materia Operating tempe Electrical characteristics Temp. resistance rating Connection method Protection rating Standard voltage Operating temp.
	<ul style="list-style-type: none"> Compressed air NBR -20~ 85°C Class F (155°C) Flying leads / DIN 43650A IP65 24Vdc±10%, 110Vac±10%, 220Vac±10%, 50/60Hz -20~ 50°C
	CE
Application	<ul style="list-style-type: none"> Dust collector pulse cleaning filter system All types of filter bags, filter tanks, flat bags, ceramic pipes and metal fiber filter bags

Pneumatic Products



Sequence Controller Sequence Controller



	AE7X	AE1X
Advantage	<ul style="list-style-type: none"> ▪ Instinct adjustment mode, fast and convenient ▪ Remote control contact to facilitate remote control ▪ Capable of working with sequence control circuit board to control the spray time and interval for easy adjustment 	<ul style="list-style-type: none"> ▪ Digital display, easy operation ▪ Microcomputer control, more precise action ▪ Remote control contact to facilitate remote control ▪ Capable of working with sequence control circuit board to control the spray time and interval for easy adjustment
Technical Data	<ul style="list-style-type: none"> ▪ Working Power: 100~ 240 Vac, 50/ 60Hz; 24 Vac, ±10% ▪ Spray interval: 2~60秒 ▪ Spray time: 20~200 million seconds ▪ Sequential stepping number: 1~10 points ▪ Ambient temp.: -25~75°C ▪ Panel Display: - ▪ Machine stopping cycles: - ▪ Contact output: Thyristor 	<ul style="list-style-type: none"> 110/220V , ±20% 50Hz/60Hz 1~999 10 million second~9.99 seconds 1~10/ 1~20 points 0~70°C Two sets digital display 0~99次 Thyristor
	CE	CE
Application	<ul style="list-style-type: none"> ▪ Used with the dust collector pulse valve 	<ul style="list-style-type: none"> ▪ Used with the dust collector pulse valve

Safety Products



Misalignment switch



Cable pull switch



Speed monitor



Microcomputer speed monitor

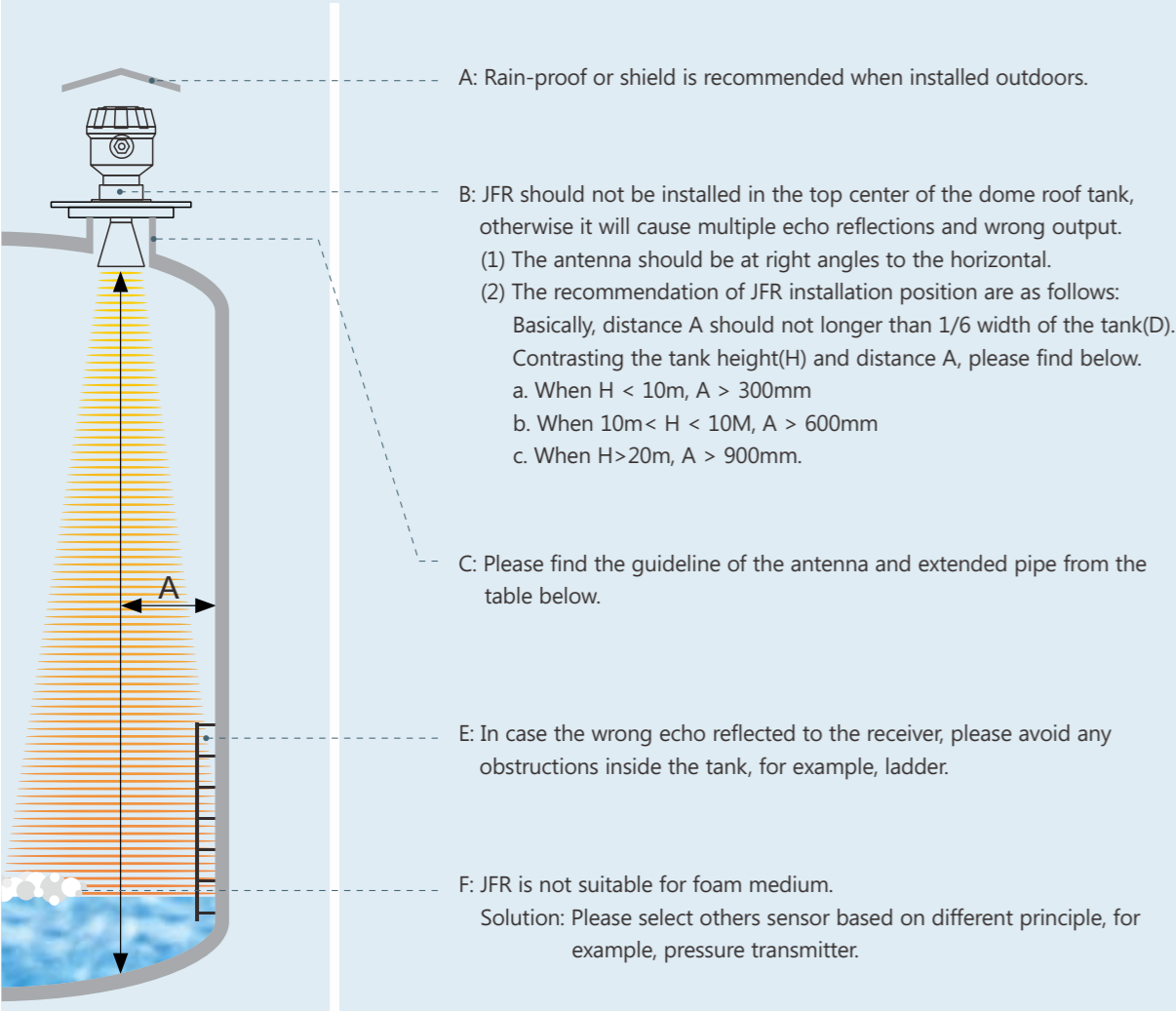


	SRT	SRS
Advantage	<ul style="list-style-type: none"> Easy to install, sensitive action Pull rod arm can operate in both directions with a maximum range of 75° each direction Internal torque spring can return automatically Prevent the conveyor system down time, product loss, loss caused by cost of replacing conveyor belt ent. 	<ul style="list-style-type: none"> Stop switch can be at any position of the cable pull, sensitive action When cable pull rod rotates 30°, capable of outputting the shutdown and alarm signal Cast aluminum casing with good airtight, IP-67 weather resistant protection rating
Technical Data	<ul style="list-style-type: none"> Contact capacity 15A, 125/250 Vac 5A,30 Vdc SPDTx2 Action pull force 3.4~5.4N.m (0.35~0.55kgf.m) Reset Mode Automatic return Ambient temp. -20~60°C Explosion proof environment (-20~50°C) Protection Rating IP67 Casing materials Aluminum alloy baking varnish Explosion proof rating Ex tD A21 IP67 T85°C 	<ul style="list-style-type: none"> Contact capacity 15A, 125/250 Vac 5A,30 Vdc SPDTx2 Action pull force 49±9.8n (5±1kgf.m) Reset Mode Manual return Ambient temp. -20~60°C Explosion proof environment (-20~50°C) Protection Rating IP67 Casing materials Aluminum alloy baking varnish Explosion proof rating Ex tD A21 IP67 T85°C
Application	<ul style="list-style-type: none"> Traditional belt conveyor Underground, cable supported belt conveyors Stacker/reclaimer conveyors Tripper and shuttle conveyors Ring skirt plate conveyors and coal feeder conveyor belt 	<ul style="list-style-type: none"> Traditional belt conveyor Double conveyor Ship loading and unloading system Horizontal feed system Plate feed conveyor

	EDX1	EDX4
Advantage	<ul style="list-style-type: none"> Alarm point setting adopts knob operation, super fast speed Status indicator light, clearly and correctly determine whether or not the current speed is abnormal Universal relay output type eliminates complex wiring processes Equipped with contact and non-contact structural design 	<ul style="list-style-type: none"> Seven Segment LED Display 0~999rpm Machine starting delay monitoring function Photoelectric switch for speed monitoring, not affected by the field environment Alarm monitoring function: low speed, stop, power failure, overload
Technical Data	<ul style="list-style-type: none"> Working Power 110Vac or 220Vac±10% 50/60Hz Rotation speed range 0~150 rpm Contact capacity 5A / 250Vac · 5A / 30Vdc Output type Relay output 1SPDT Protection Rating IP65 Casing material Aluminum alloy baking varnish Ambient temp. -40~ 80°C Explosion proof rating Ex tD A21 IP65 T85°C Induction method Contact type/Non-contact type 	<ul style="list-style-type: none"> Working Power 85~265Vac (Explosion proof type: 100~240Vac) Rotation speed range 0~999 rpm Contact capacity 5A / 250Vac · 5A / 30Vdc Output type Relay output 1SPDT / 4~20mA Protection Rating IP65 Casing material Aluminum alloy baking varnish Ambient temp. -20~ 70°C Explosion proof rating Ex tD A21 IP65 T85°C Induction method Contact type
Application	<ul style="list-style-type: none"> Traditional belt conveyor Double conveyor Ship loading and unloading system Horizontal feed system Plate feed conveyor 	<ul style="list-style-type: none"> Traditional belt conveyor Double conveyor Ship loading and unloading system Horizontal feed system Plate feed conveyor

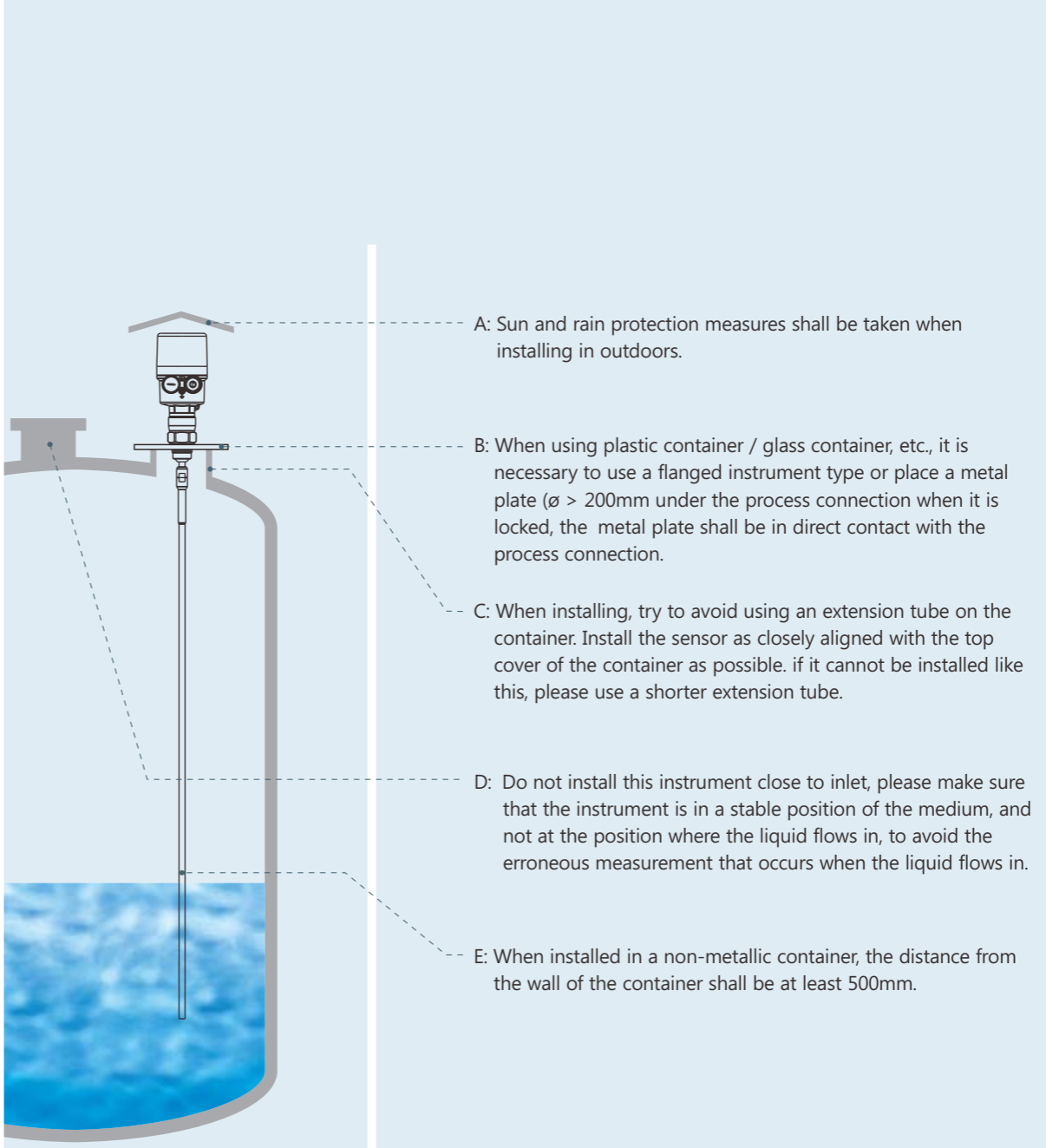
Installation and Applications

Applications of FMCW Radar Level Transmitter in Tank Installation



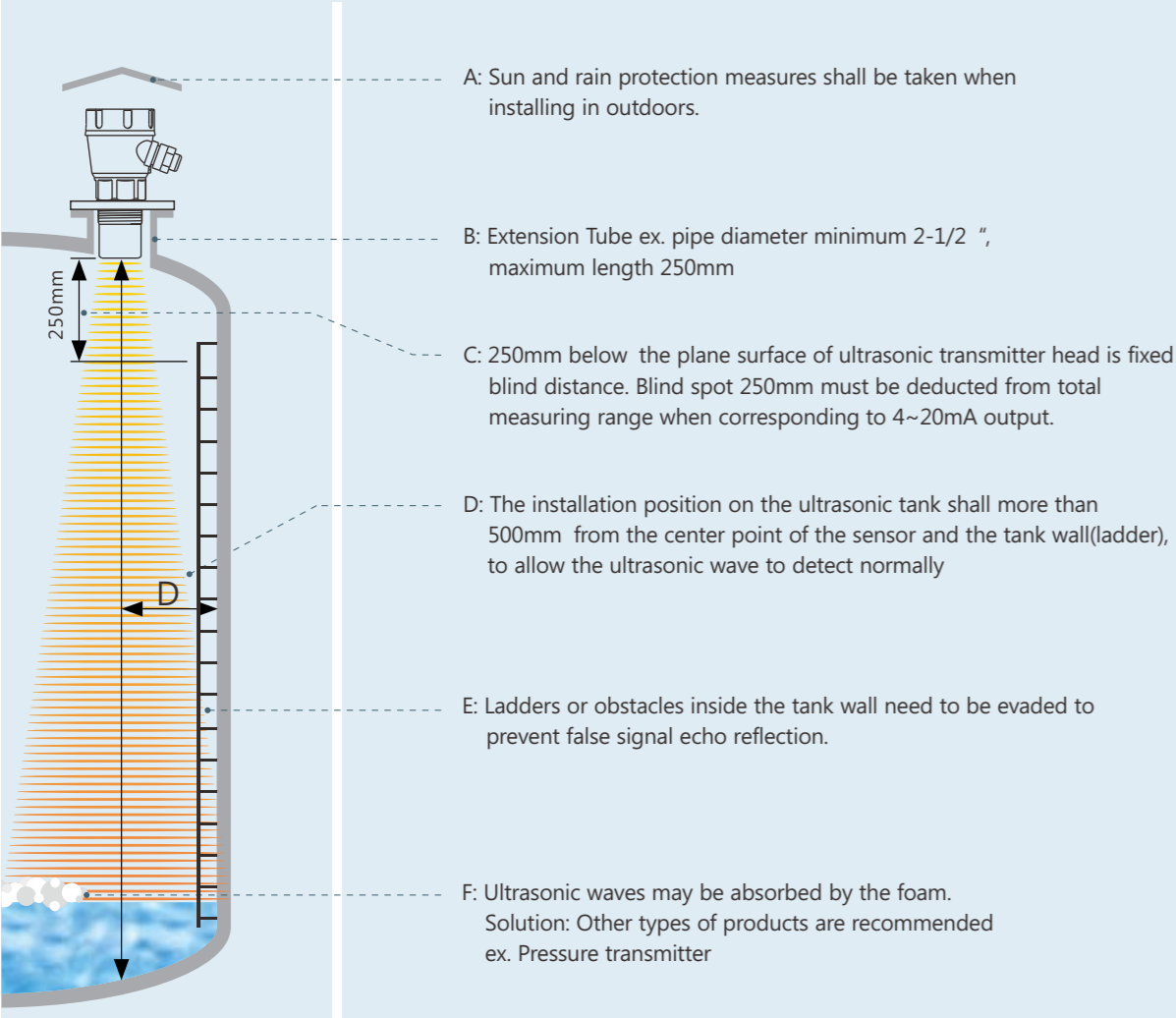
Model	JFR-202	JFR-212	JFR-222	JFR-232	JFR-242
	JFR-204	JFR-214	JFR-224	JFR-234	JFR-244
Beam Angle	±9°	±9°	±5°	±3°	±10°
Extension pipe min. length	160mm	200mm	150mm	270mm	100mm

Applications of Guided Wave Radar in Tank Installation

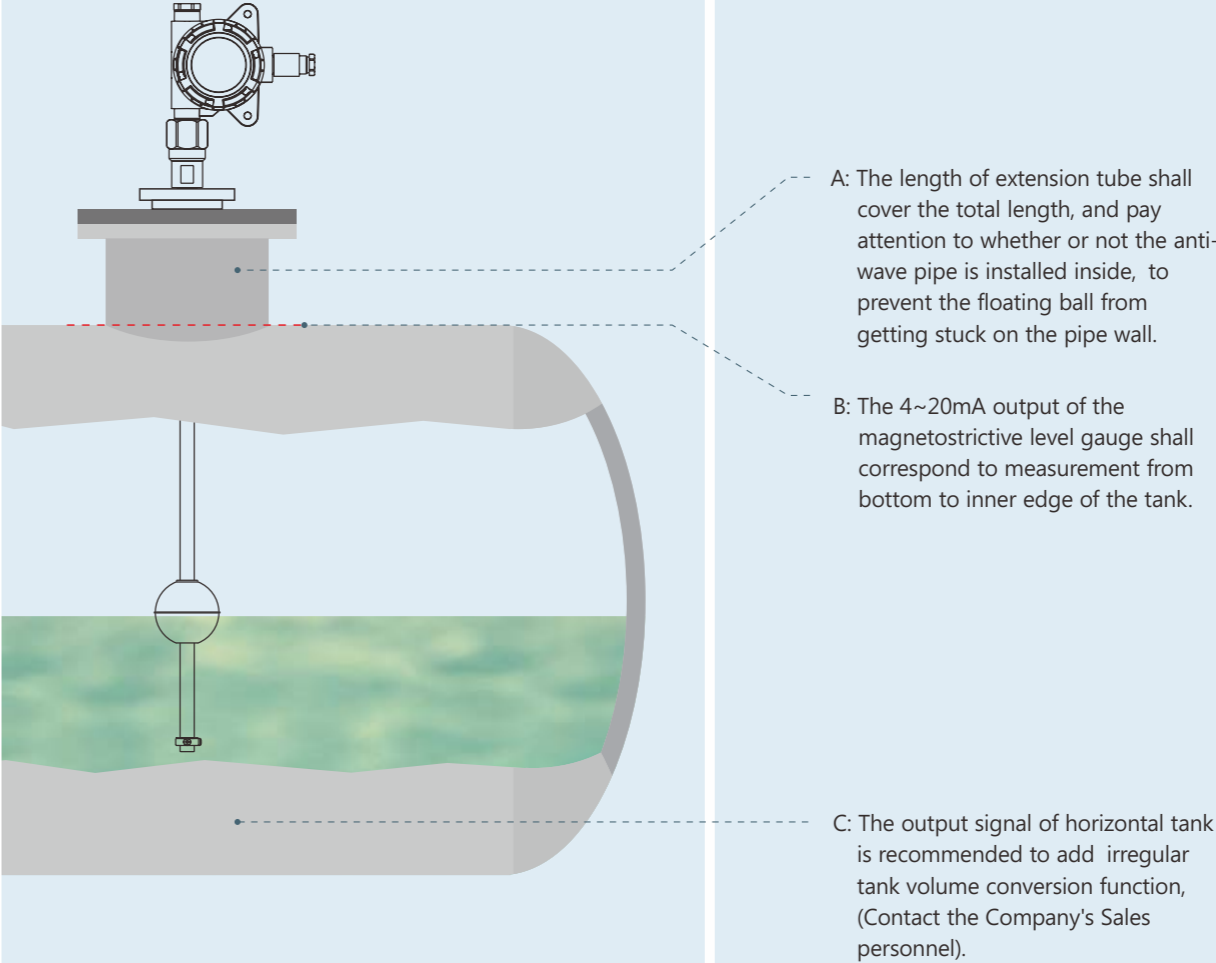


Installation and Applications

Applications of Ultrasonic in Tank Installation

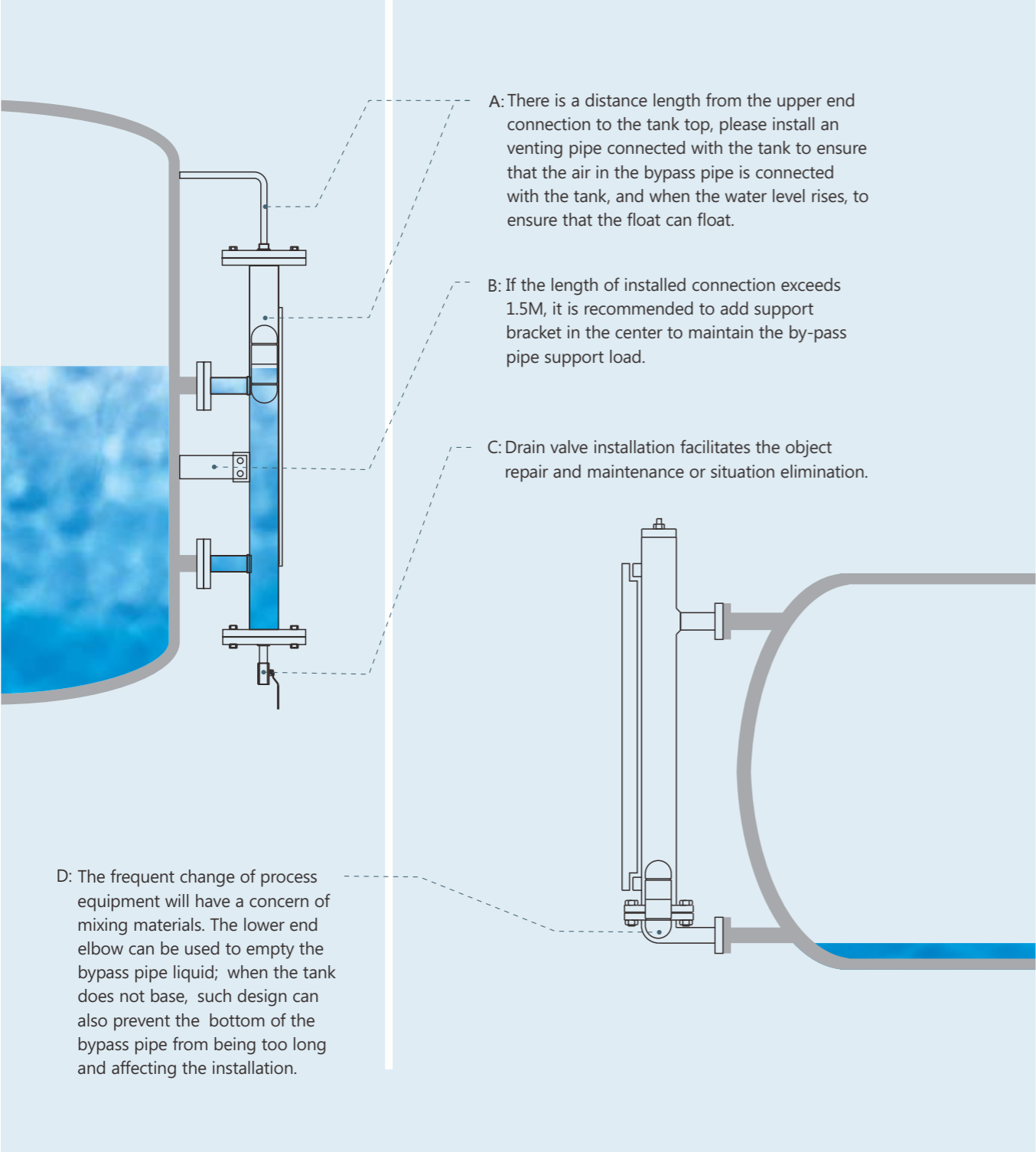


Applications of Magnetostrictive Level Gauge in Tank Installation

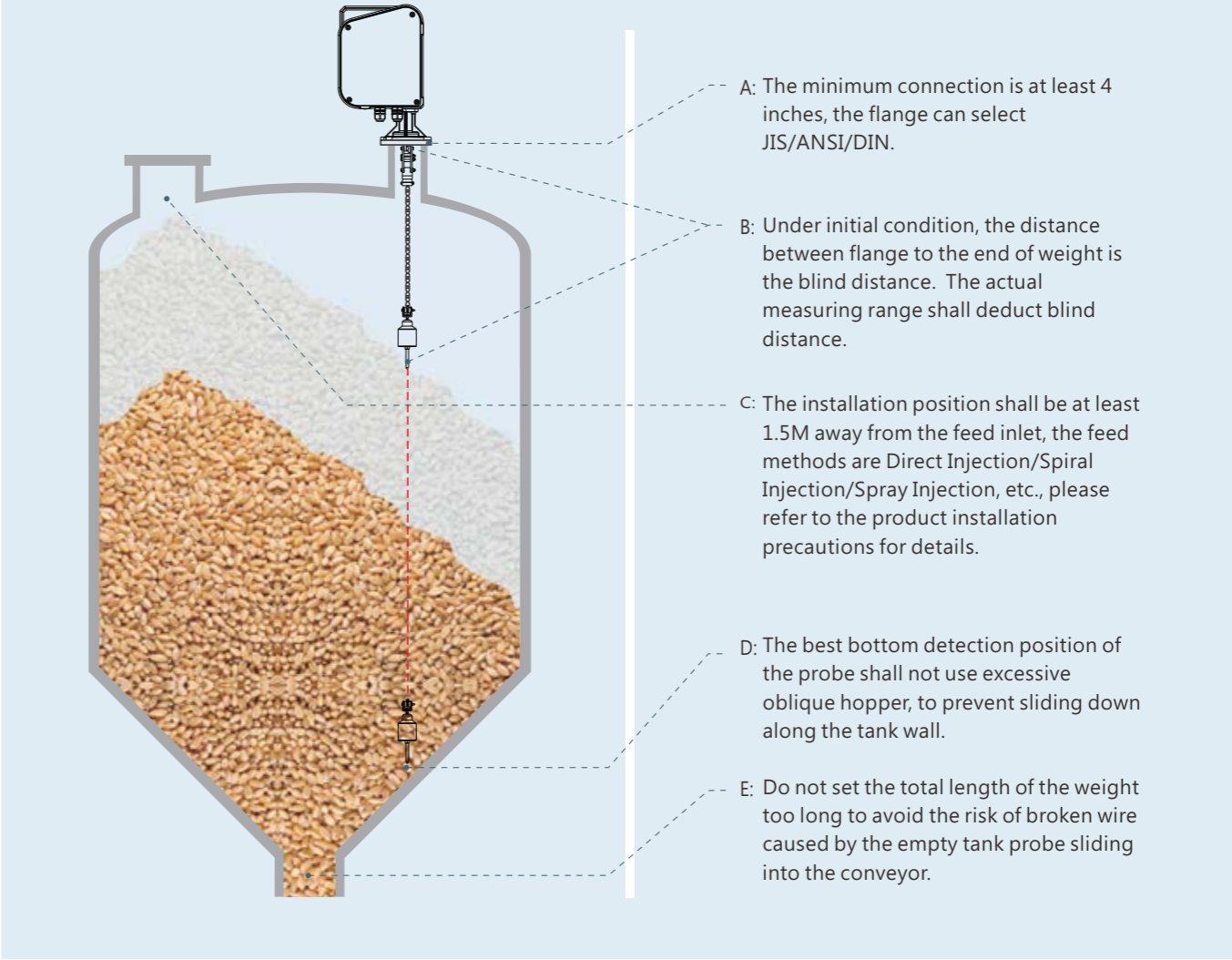


Installation and Applications

Applications of By-Pass Level Transmitter in Tank Installation



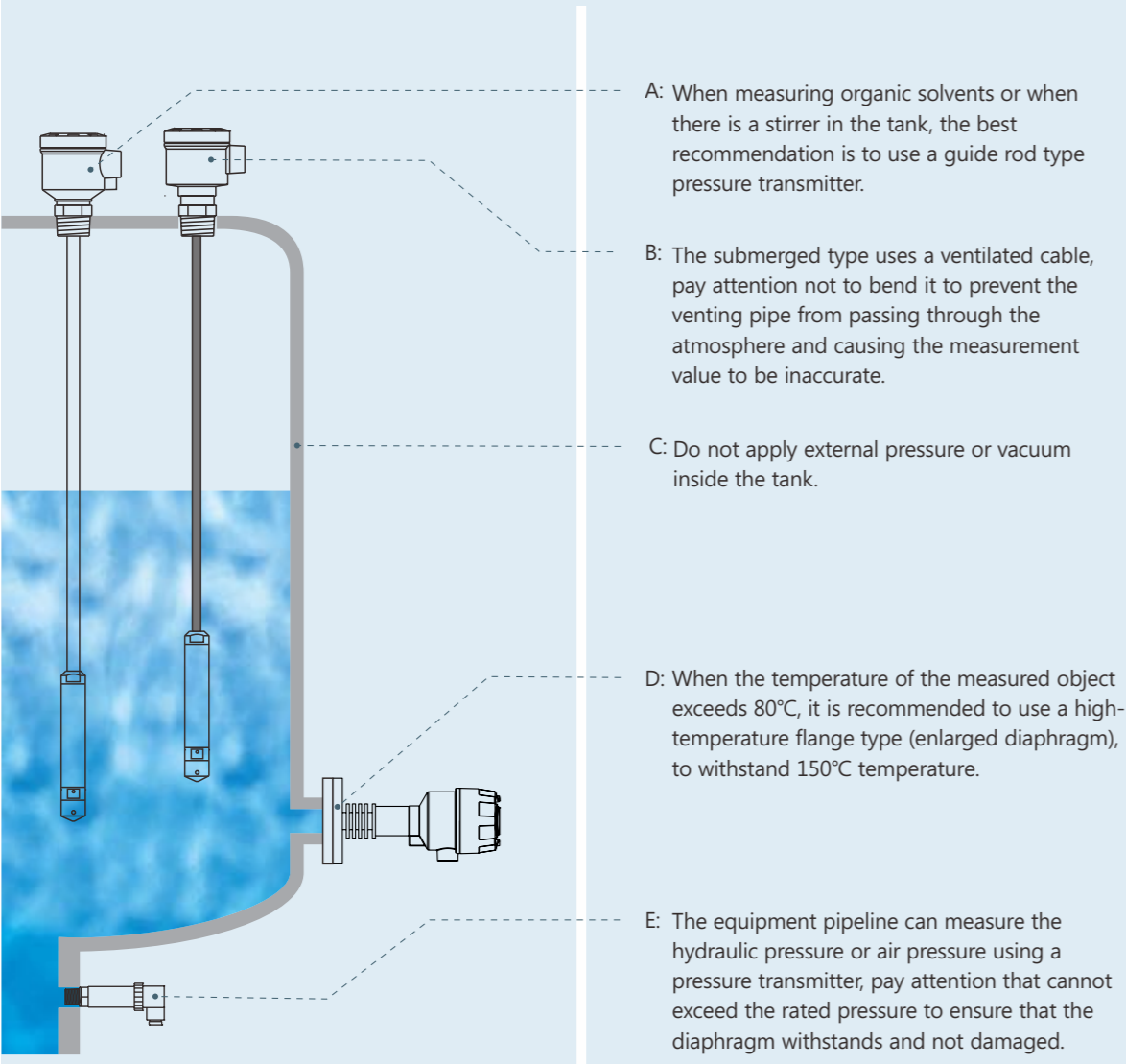
Applications of Electromechanical Level Transmitter in Tank Installation



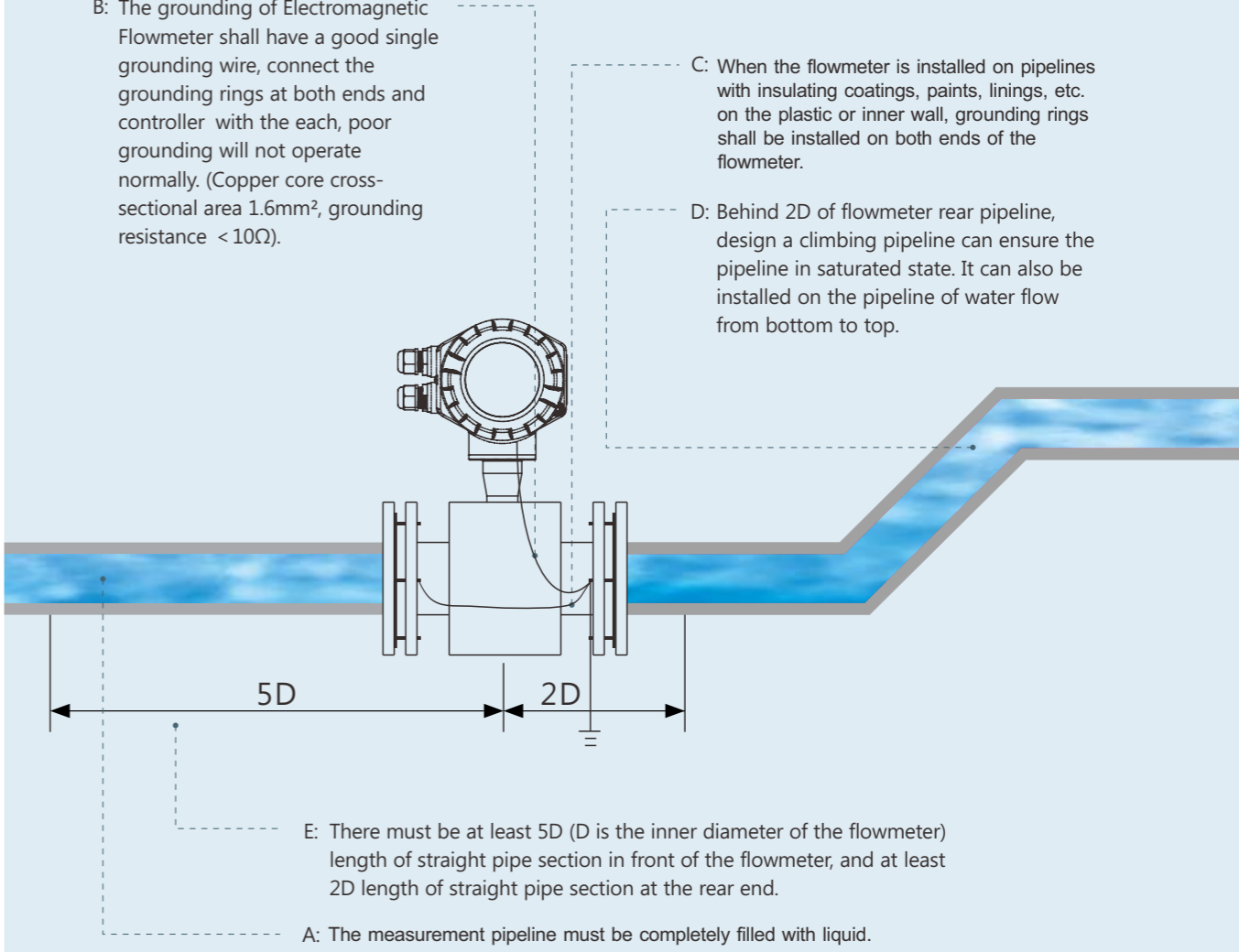
Type				
Places for Use	Generally used for acidulous and alkalinescent materials	Suitable for liquid level or solid level granular are irregular	Suitable for the specific gravity of material is lower than (SG≤0.5)	Suitable for plastic materials

Installation and Applications

Applications of Pressure Transmitter in Tank Installation



Applications of Flowmeter in Tank Installation

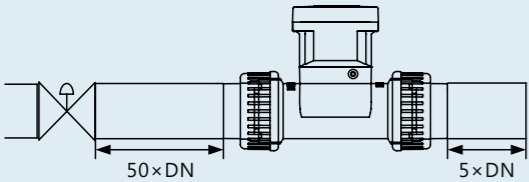


***To detect the flow of the catch basin pipeline, select FineTek separate type flowmeter, with sensor protection rating of IP68 (underwater 6M/48 hours).

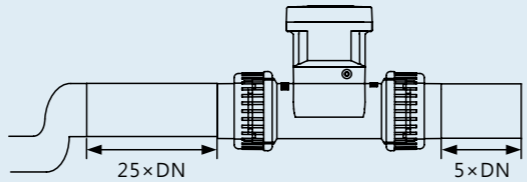
Installation and Applications

Applications of Webbed Wheel Flowmeter Installation

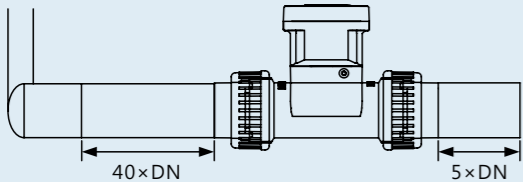
Installed in the case of a control valve



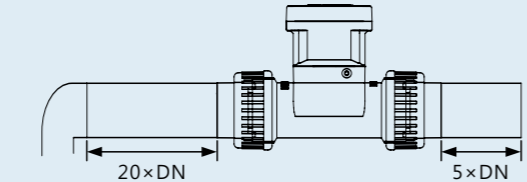
Installed in the case of Double bend pipe



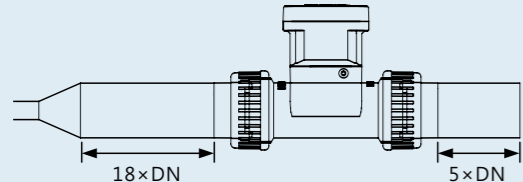
Installed in the case of pipe with two 90° joints and less than three times the distance of the T-pipe



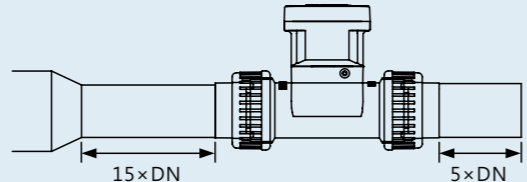
Installed in the case of one 90° joints



Installed in the case of enlarged pipe diameter

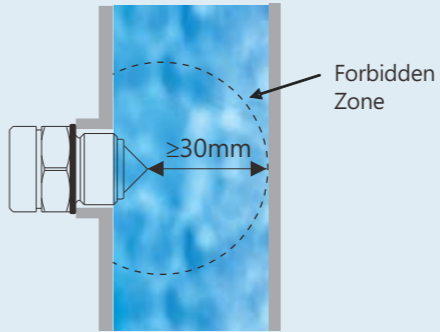


Installed in the case of reduced pipe diameter

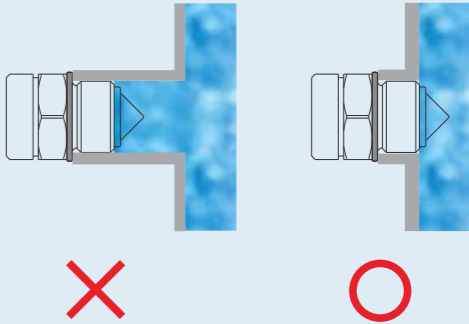


Applications of Optical Level Switch Installation

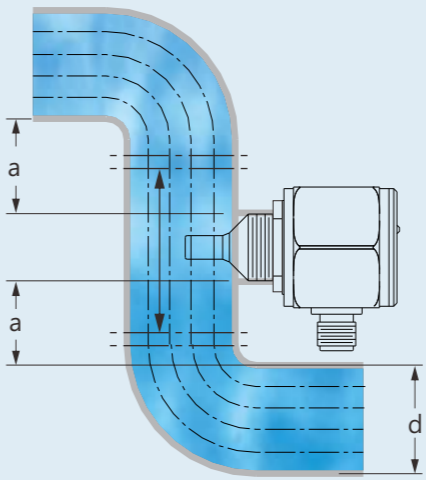
The front end of Optical Switch cone sensor shall be at least a distance of 30mm from the tank wall.



When mounting Optical Switch on the threaded casing pipe, the sensor head must be exposed outside the casing pipe.

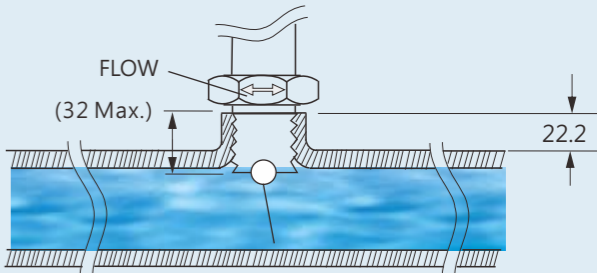


Applications of Thermal Dispersion Flow Switch



When the liquid pipe line is not full, SP must be installed below the pipeline, and the liquid level must be higher than the flow sensing rod.

Applications of Paddle Type Level Switch



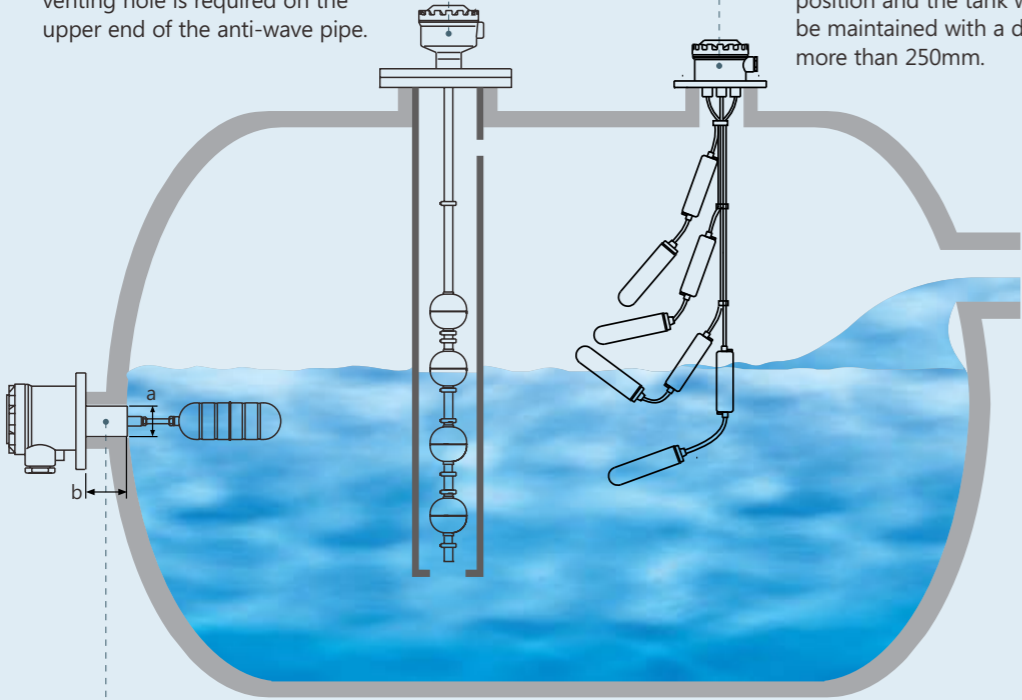
Must make sure the flow arrow "FLOW" mark on the product is parallel to the conduit when the assembly is complete.

During installing, it is necessary to pay attention to the center of the pivot of the mechanism drive ring cannot be extended in the threaded tube, to avoid insufficient paddle deflection angle, and causes erroneous action.

Installation and Applications

Application of Liquid Level Switch Installation Application

- A: Please keep the Magnetic Float Switch away from the water inlet or use anti-wave pipe, to avoid wave motion from causing the switch to start and stop repeatedly, increase the service life, and pay attention to the venting hole is required on the upper end of the anti-wave pipe.
- B: Cable float ball complete set enclosure outlet, install the connection at least 4 inches specifications; heavy hammer and float need to have a 100mm spacing in order to have flexible length floating, the installation position and the tank wall shall be maintained with a distance of more than 250mm.

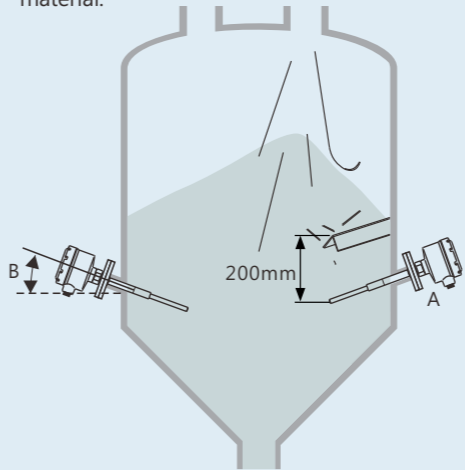


C: Please install the connection pipe length and pipe diameter of Side Mounting Float Switch according to the size of following table

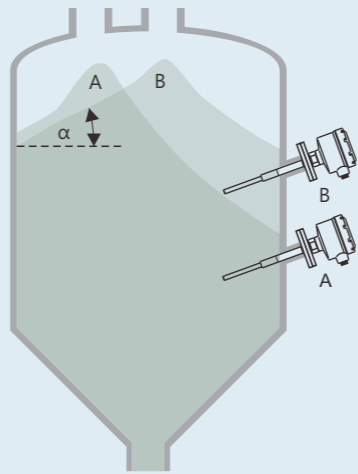
Pipe inner diameter (a) (Max.)	45~50mm	50~55mm	55~60mm	60~65mm	65~70mm
Length(b) (Max.)	130mm	140mm	150mm	160mm	170mm

Solid Level Switch Installation Application

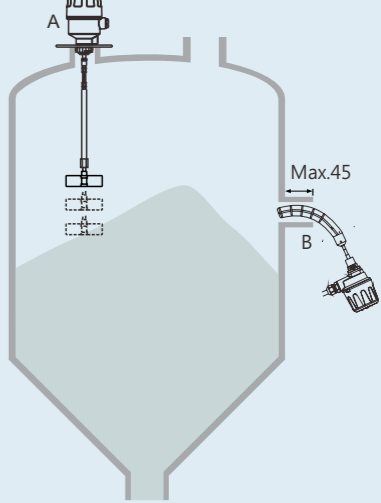
- A: Avoid installing near the feed inlet, to reduce damage to the sensing rod during impact from the feed material. If the switch must be installed near to the feed inlet, please add a protection baffle 200mm above the switch.
- B: The sensor rod shall be tilted downward and maintained an angle of 20° to the horizontal line as optimum, which reduces sensitivity, and reduce damage to the switch caused by the impact of feed material.



Pay attention to the installation position during side mounting, if the feed inlet is not fed from the center, the angle of repose α and the feed inlet corresponding point must be considered for installation, otherwise, it is easy for the level switch not operating.



- A: When install the Rotary Paddle Switch with adjustable shaft length, use the shaft length to adjust appropriate length, to avoid the material angle of repose from causing the switch malfunction
- B: The Rotary Paddle Switch utilizes the sickle paddle, the connection does not need to be opened too wide, and install the product on the side of the tank directly.



When the tank or the conveying pipeline is equipped with vibrator equipment, it is necessary to consider whether it will damage the internal parts of the switch.
 ※ Recommend to use the Company's SA140 Separate Type.

